


James Edward Furniture



2200 Series

Laminate with Hardwood Radius and Durable PVC Edge



Radius Hardwood Edge at
Each End of Top



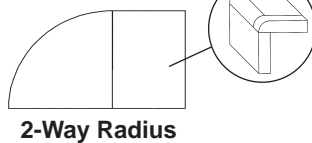
**Made in
U.S.A.**

(Shown in Mahgony Laminate, Standard B1 Pulls)

**“Built The Way It
Use To Be”**


If you can't find what you are looking for, let us know. We can build it for you.

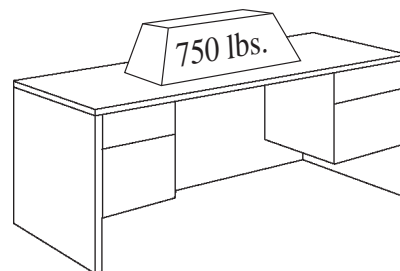
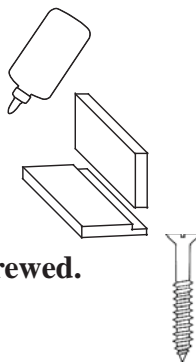
Edge Detail



Hardwood Edge at Each End of Top.

AMERICAN CRAFTSMANSHIP

- All structural joints are glued and nailed.
- All drawers are rabbit joint constructed.
- All major stress points have cleats and are screwed.
- No assembly required. 



OUR DESKS CAN HOLD 3X THEIR WEIGHT.

STANDARD FEATURES

- Letter/Legal filing.
- Ball bearing slides up to **150 lbs** capacity.
- Durable **Conversion Varnish** on all wood surfaces, even resists nail polish remover.
- Scratch resistant laminate.
- **1 1/8"** thick tops and sides.
- Hardwood Edges

LOOKING OUT FOR THE FUTURE


- Built to last a **lifetime**.
- Made for your office, not the landfill
- We use environmentally responsible materials.

Available Colors

(two-tone available)



Mahogany Laminate LMA




Walnut Laminate LWA



Maple Laminate LMP




Medium Oak Laminate LMO



Folk Stone Laminate LFS
(Base Only)



Slate Grey LSL
(Base Only)



Black Laminate LBL
(Base Only)



Cherry Laminate LCH



Dark Cherry Laminate LDC