



James Edward Furniture



8200 Series Wood veneer with hardwood edge

Hand Selected Wood Veneer
With Hardwood Moulding



Shown With Half Cylinder
and Modesty panel.
Column Leg Standard



13 Choices of Pulls



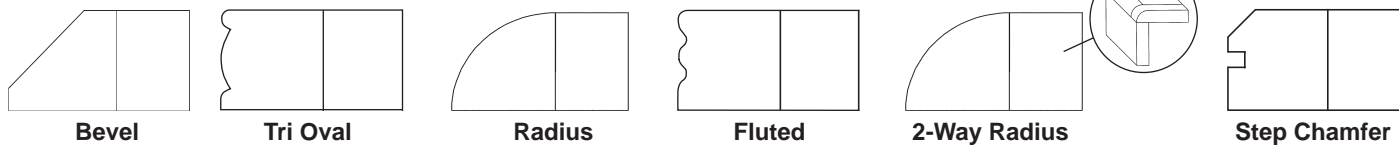
Made in
U.S.A.

(Shown in Walnut on Cherry Veneer Finish and Tri-Oval Edge Detail,
Matching Optional Crescent N5 Pulls)

**“Built The Way It
Use To Be”**


If you can't find what you are looking for, let us know. We can build it for you.

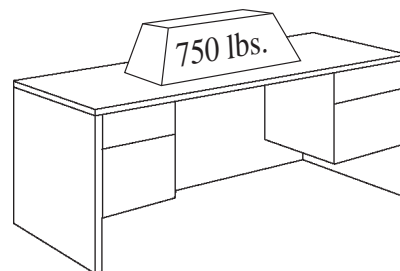
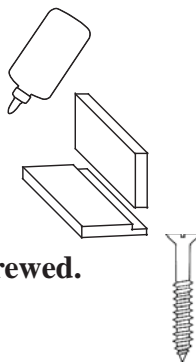
Available Edge Details



Hardwood Edge Around Every Work Top.

AMERICAN CRAFTSMANSHIP

- All structural joints are glued and nailed.
- All drawers are rabbit joint constructed.
- All major stress points have cleats and are screwed.
- No assembly required. 



OUR DESKS CAN HOLD 3X THEIR WEIGHT.

STANDARD FEATURES

- Letter/Legal filing.
- Ball bearing slides up to **150 lbs** capacity.
- Durable **Conversion Varnish** on all wood surfaces, even resists nail polish remover.
- **1 1/4"** thick tops and sides.
- Hand selected wood veneer with hardwood moulding.

LOOKING OUT FOR THE FUTURE

- Built to last a **lifetime**.
- Made for your office, not the landfill
- We use environmentally responsible materials.

Available Colors



Light Cherry on Maple Veneer WLC




Medium Cherry on Maple Veneer WMC



Mahogany on Maple Veneer WMA



Natural Maple Veneer WNM




Walnut on Cherry Veneer WWC



Natural Oak Veneer WNO



Light Oak Veneer WLO



Medium Oak Veneer WMO



Light Cherry on Cherry Veneer WPL



Medium Cherry on Cherry Veneer WPC



Mahogany on Cherry Veneer WPM