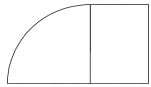


9200 Series

Veneer

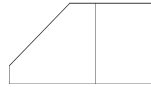
Our Hand Selected Veneers Set the Veneer Standard for Excellence Expected by the Discerning Customer.




Radius



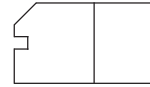
Fluted



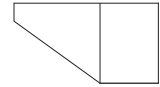
Bevel



Tri-Oval



Step Chamfer



Knife
With Floating Top ONLY

Pricing Structure

Pricing furniture with options consists of three groups. The first being the base item and all structural modifications which is increased by the second group, color and material up-charges. The third group is then added on which consists of hardware and non structural or color related items.


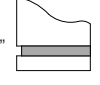
GROUP 1		Depth	Width	Height	List	Weight	Cube
OPTIONS:	Model Number						
Center Drawer:							
Large	Op-WD-CD-Large	20	26	3	\$110	4	2
Small	Op-WD-CD-Small	20	20	3	\$110	4	2
Wood Doors:							
Hutch	82-H-Full Wood Doors				\$240		
Floating Top:							
Floating Adds 1.5" to height	Op-Float Top (Silver) (per piece)			2	\$368		
	Op-Float Top (Black) (per piece)			2	\$368		
Reveal Adds .75" to height	Op-Reveal Top (Silver) (per piece)			2	\$252		
	Op-Reveal Top (Black) (per piece)			2	\$252		
Convert Box/Box/File Ped to File/File Ped	Specify File/File				N/C		
1/2 Cylinder Base w/Full Modesty	Op-Cylinder MOD				\$488	40	
GROUP 2							
COLORS:							
Light Oak	WLO						
Medium Oak	WMO						
Natural Oak	WNO						
Mahogany on Maple	WMA						
Light Cherry on Maple	WLC						
Medium Cherry on Maple	WMC						
Victorian Cherry on Maple	WVC						
Natural Maple	WNM						
Mahogany on Cherry	WPM-Mahogany on Cherry				10%		
Light Cherry on Cherry	WPL-Light Cherry on Cherry				10%		
Medium Cherry on Cherry	WPC-Medium Cherry on Cherry				10%		
Victorian Cherry on Cherry	WPV-Victorian Cherry on Cherry				10%		
Walnut on Cherry	WWC Walnut on Cherry				10%		
High Pressure Tops (min \$350)	Choose from standard colors by: Formica, Nevamar, Pionite, & Wilsonart (premium colors extra)				20%		
Custom Colors	Please call for availability on custom stain matches				15% (min. \$350)		
Touch-up Crayons (in all colors)	Specify Color				\$16		
Touch-up Markers (in all colors)	Specify Color				\$22		

Sizes are nominal.

9200 Series

Veneer

Our Hand Selected Veneers Set the Veneer Standard for Excellence Expected by the Discerning Customer.

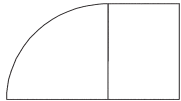
GROUP 3		Depth	Width	Height	List	Weight	Cube
HARDWARE:							
	Model Number						
Modesty Panels:							
Arched Wood (Standard)	Standard				N/C		
Arched Perforated Metal	Op-Metal MOD (Blk/Silver)				\$312		
Straight Framed Frost	Op-Framed-Frost Mod (Blk/Silver)				\$312		
Straight Wood	Op-Straight-Wood MOD				\$312		
Floating Frost	Op-Float-Frost MOD				\$434		
Floating Wood	Op-Float-Wood MOD				\$150		
Frost Doors:							
Hutch							
	82-H-Full Frost Doors	13	25	2	\$778	20	
	82-H-Upper Half Frost Doors	13	15	2	\$630	10	
Cabinet							
	82-Cab-Lower Frost Door (ea)				\$210		
	82-Cab-Upper Frost Door (ea)				\$310		
	82-Cab-Full Length Frost Door (ea)				\$310		
Plinth Base (per ped)							
							
Adds 1" to height	82-Plinth Base (Blk/Silver)				\$88		
							
Adds 1.75" to height	82-Plinth Reveal (Blk/Silver)				\$116		
Plinth Base							
Plinth Reveal							
Task Light	OP-H-Task Light	2	20	2	\$98	2	1
Keyboard Trays:							
Standard	KBT-Standard	20	22	2	\$118	10	2
Standard With Mouse Tray	KBT-Standard-MT	20	22	3	\$196	10	2
Articulating With Mouse Tray	KBT-ArtArm-MT	20	27	4	\$356	10	2
Locks:							
Pedestal Lock	Op-DESK-LOCK				\$62		
Door Lock	Op-DOOR-LOCK				\$62		
Casters (Qty. 4)	OP-Casters (add 2" to height)			2	\$128		
Grommet:	Grommet Placment See Pg. 141						
Standard	Op-Grom				\$52		
Powered Round	Op-Pwr-Grom-Round				\$434		
Powered Square	Op-Pwr-Grom-Square				\$522		
Wire Management Raceway	Op-Wire-Mgt (per Ft.)				\$30		
Hard wire data module:							
RJ 11 Cat. 3 black	Op-HW-RJ11-Cat. 3				\$48		
RJ 45 Cat. 3 black	Op-HW-RJ45-Cat. 3				\$48		
RJ 45 Cat. 5 black	Op-HW-RJ45-Cat. 5				\$48		
RJ 45 Cat. 6 orange	Op-HW-RJ45-Cat. 6				\$48		
Handles:							
Standard Pull	Op-B1 (Black) Op-N1 (S Steel)	10mm	278mm	18mm	\$24		
Tab Pull	Op-B2 (Black) OP-N2 (Nickel)	8mm	40mm	26mm	\$24		
Wire Pull	Op-B3 (Black) OP-N3 (Nickel)	10mm	153mm	30mm	\$24		
Button Pull	Op-B4 (Black) OP-N4 (S Steel)	15mm	31mm	28mm	\$24		
Button Pull - Antique	Op-A4 (Antique)	15mm	31mm	28mm	\$24		
Crescent Pull	Op-B5 (Black) OP-N5 (Nickel)	22mm	100mm	24mm	\$24		
Traditional Pull Antique	Op-A6 (Antique)	14mm	147mm	48mm	\$24		
Arch Pull	OP-N7 (S Steel)	22mm	100mm	24mm	\$24		
CARTONING:							
Corner guarded (cardboard on top & sides)	Corner guard (per box)				\$74		
Bubble Wrapped (2" thick)	Bubble Wrap				\$74		
Bubble Wrapped on Pallet	Bubble / Pallet				\$126		

Sizes are nominal.

9200 Series

Veneer

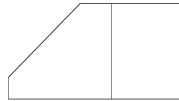
Our Hand Selected Veneers Set the Veneer Standard for Excellence Expected by the Discerning Customer.



Radius



Fluted



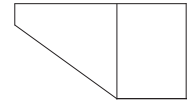
Bevel



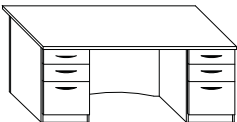
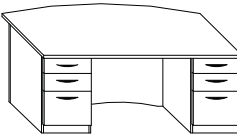
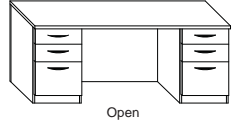
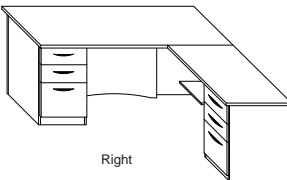
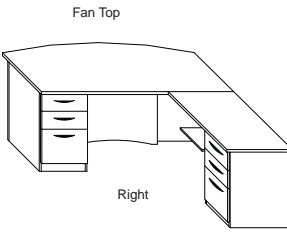
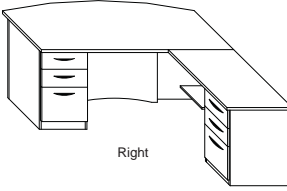
Tri-Oval



Step Chamfer



Knife
With Floating Top ONLY

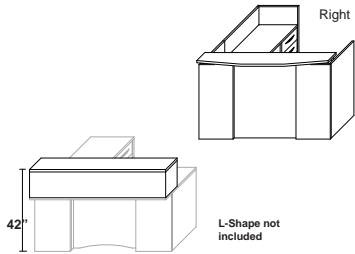
		Depth	Width	Height	List	Weight	Cube	
Desks - Double Pedestal/ Single Pedestal/ Fan Desk (DP / FDP / SP)  	Model Number							
	92-DP-3060 w/2 locks	30	60	29	\$1,708	285	36	
	92-DP-3066 w/2 locks	30	66	29	\$1,828	290	40	
	92-DP-3672 w/2 locks	36	72	29	\$2,060	310	51	
	92-SP-2448 w/1 lock	24	48	29	\$1,138	145	24	
	Floating top option available, See options.							
	\$264 List to add 6" increments (\$122 List cut downs)							
	92-FDP-3066 w/2 locks	36	66	29	\$2,368	320	51	
	92-FDP-3672 w/2 locks	42	72	29	\$2,556	345	59	
	Floating top option available, See options.							
\$350 List to add 6" increments (\$210 List cut downs)								
Credenzas (C-Open / C-Cab) 								
	92-C-2060-Cab	20	60	29	\$1,708	233	25	
	92-C-2060-Open	20	60	29	\$1,708	215	25	
	92-C-2066-Cab	20	66	29	\$1,828	239	27	
	92-C-2066-Open	20	66	29	\$1,828	221	27	
	92-C-2072-Cab	20	72	29	\$2,060	245	30	
	92-C-2072-Open	20	72	29	\$2,060	227	30	
	Floating top option available, See options.							
	24" Credenza depth add \$264 List							
	\$264 List to add 6" increments (\$122 List cut downs)							
Desks with Return (DR)  <p>Right</p>  <p>Fan Top</p>  <p>Right</p> <p>Fan Top Shown</p>								
	92-DR-3060-2042	72	60	29	\$2,632	305	54	
	• 92-Dsp-3060 w/1 lock	30	60	29	\$1,642	210	36	
	• 92-Ret-2042	20	42	29	\$990	95	18	
	92-DR-3066-2447	77	66	29	\$2,944	335	63	
	• 92-Dsp-3066 w/1 lock	30	66	29	\$1,704	215	40	
	• 92-Ret-2447	24	47	29	\$1,240	120	23	
	92-DR-3672-2047	83	72	29	\$3,234	350	69	
	• 92-Dsp-3672 w/1 lock	36	72	29	\$1,994	250	51	
	• 92-Ret-2047	20	47	29	\$1,240	100	18	
	92-DR-3672-2447	83	72	29	\$3,234	370	74	
	• 92-Dsp-3672 w/1 lock	36	72	29	\$1,994	250	51	
	• 92-Ret-2447	24	47	29	\$1,240	120	23	
	Fan & P-Top Available (See Components)							
	Floating top option available, See options.							
\$264 List to add 6" increments (\$122 List cut downs)								

Sizes are nominal.

9200 Series

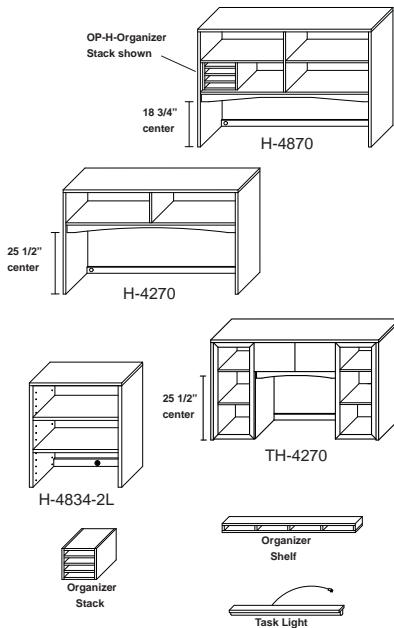
Our Hand Selected Veneers Set the Veneer Standard for Excellence Expected by the Discerning Customer.

Reception Unit & Riser (Recep / Riser)




Model Number	Depth	Width	Height	List	Weight	Cube
92-Recep-3072-2447	77	72	43	\$4,996	530	96
• 92-Recep-3072 w/1 lock	30	72	43	\$3,590	380	62
• 92-Recep-Ret-2447	24	47	43	\$1,406	150	34
\$298 List to add 6" increments (\$210 List cut downs)						
• 82-Recep-Riser-60	12	60	13	\$560	37	8
• 82-Recep-Riser-66	12	66	13	\$580	40	9
• 82-Recep-Riser-72	12	72	13	\$600	43	9

Hutch (H / TH / H-2L / H-Filler / H-Organizer)



\$176 List to add 6" increments (\$122 List cut downs)						
92-H-4846	14	46	48	\$1,256	140	24
92-H-4858	14	58	48	\$1,256	150	28
92-H-4864	14	64	48	\$1,368	155	30
92-H-4870	14	70	48	\$1,368	160	33
92-H-4246	14	46	43	\$1,058	120	20
92-H-4258	14	58	43	\$1,058	130	25
92-H-4264	14	64	43	\$1,168	135	27
92-H-4270	14	70	43	\$1,168	140	30
92-TH-4270	14	70	43	\$1,944	180	33
92-H-4834-2L For 2-D Lateral	14	34	48	\$560	75	15
82-H-48-Filler (Fills space between hutches)	1	4	48	\$168	3	1
82-H-42-Filler	1	4	43	\$168	3	1
OP-H-Organizer-Shelf (specify hutch size)	10	45-64	4	\$168	20	2
OP-H-Organizer-Stack	10	12	12	\$168	4	1
OP-H-Task Light	2	20	2	\$88	2	1
\$210 List cut downs (not available on corner hutch)						

Work Tables (WT)



Doors optional. See options for doors & types.						
92-WT-2036	20	36	29	\$572	70	15
92-WT-2042	20	42	29	\$644	90	18
92-WT-2048	20	48	29	\$736	105	20
92-WT-2060	20	60	29	\$782	110	25
92-WT-2072	20	72	29	\$934	125	30
92-WT-2448	24	48	29	\$652	120	24
92-WT-3048	30	48	29	\$760	140	29
92-WT-3060	30	60	29	\$934	150	36
92-WT-3672	36	72	29	\$1,198	170	51
Floating top option available. See options.						

Lateral Files (LF)



\$264 List to add 6" increments (\$122 List cut downs)						
92-LF-2038-2D	20	38	29	\$1,220	185	16
92-LF-2072-4D	20	72	29	\$1,954	345	30
Locks Standard						

Occasional Table (OT)



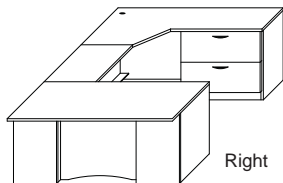
Floating top option available. See options.						
92-OT-2424	24	24	20	\$736	35	9
92-OT-2442	24	42	20	\$842	60	15
\$176 List to add 6" increments (\$122 List cut downs)						

Sizes are nominal.

9200 Series

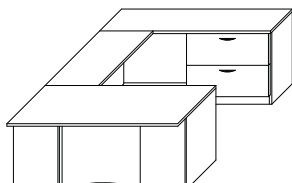
Our Hand Selected Veneers Set the Veneer Standard for Excellence Expected by the Discerning Customer.

Computer U-Shape Desk (CU)



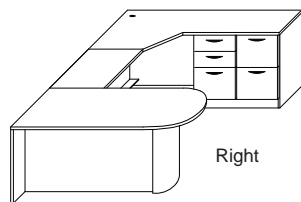
92-CU-3672-2036-3672

U-Shape Desk (NCU)



Right

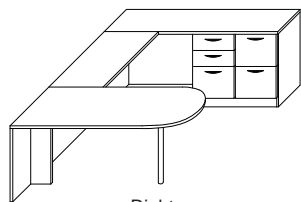
Bullet Computer U-Shape Desk (BCU)



Right

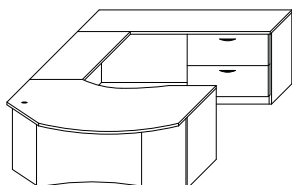
Cylinder Mod Option Shown

Bullet U-Shape Desk (BNCU)



Right

Contour Fan U-Shape Desk (CFU)



Right

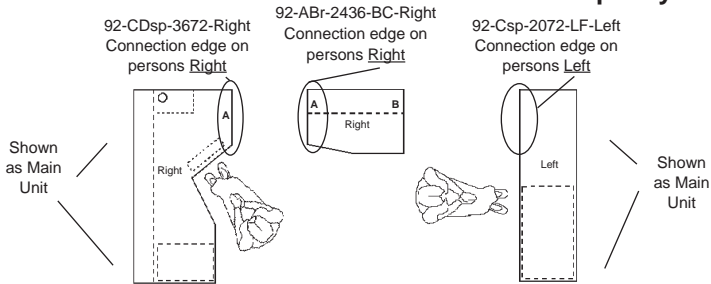
Model Number	Depth	Width	Height	List	Weight	Cube
92-CU-3066-2036-3666	102	66	29	\$4,752	480	102
• 92-Dsp-3066 w/1 lock	30	66	29	\$1,704	225	40
• 92-BR-2036	20	36	29	\$724	40	15
• 92-CCCsp-3666	36	66	29	\$2,324	215	47
92-CU-3672-2036-3672	108	72	29	\$5,000	540	117
• 92-Dsp-3672 w/1 lock	36	72	29	\$1,994	235	51
• 92-BR-2036	20	36	29	\$724	40	15
• 92-CCCsp-3672-LF w/1 lock	36	72	29	\$2,282	265	51
w/handles (B1)						
Floating top option available, See options.						
See Components for cut downs						
92-NCU-3672-2448-2072	103	72	29	\$4,914	510	104
• 92-Dsp-3672 w/1 lock	36	72	29	\$1,994	235	51
• 92-BR-2447	24	47	29	\$890	60	23
• 92-Csp-2072-LF w/1 lock	20	72	29	\$2,030	215	30
w/handles (B1)						
Fan & P-Top Available (See Components)						
Floating top option available, See options.						
See Components for cut downs						
92-BCU-3672-2036-3672	108	72	29	\$5,138	455	117
• 92-B-3672	36	72	29	\$2,076	150	51
• 92-BR-2036-BC	20	36	29	\$724	40	15
• 92-CCCsp-3672-5DR	36	72	29	\$2,338	265	51
w/handles (B1)						
92-BCU-3684-2036-3672	108	84	29	\$5,250	470	125
• 92-B-3684	36	84	29	\$2,188	165	59
• 92-BR-2036	20	36	29	\$724	40	15
• 92-CCCsp-3672-5DR	36	72	29	\$2,338	265	51
w/handles (B1)						
Cylinder MOD Optional						
See Components for cut downs Floating top option available, See options.						
92-BNCU-3672-2448-2072	103	72	29	\$5,006	425	104
• 92-B-3672	36	72	29	\$2,076	150	51
• 92-BR-2447	24	47	29	\$890	60	23
• 92-Csp-2072-5DR w/handles (B1)	20	72	29	\$2,040	215	30
Cylinder MOD Optional						
Fan & P-Top Available (See Components)						
Floating top option available, See options.						
See Components for cut downs						
92-CFU-4272-2448-2084	116	84	29	\$6,420	580	135
• 92-CFDsp-4884 w/1 lock	48	84	29	\$3,340	295	78
• 92-BR-2448	24	48	29	\$890	60	23
• 92-Csp-2084-LF w/1 lock	20	84	29	\$2,190	225	34
w/handles (B1)						
Cylinder MOD Optional						
See Components for cut downs						
Floating top option available, See options.						

Sizes are nominal.

9200 Series

Our Hand Selected Veneers Set the Veneer Standard for Excellence Expected by the Discerning Customer.

How to Specify Left or Right Components



“Right” = Connects to Right side of main desk.

“Left” = Connects to Left side of main desk.

“A” = 20” Width

“B” = 24” Width

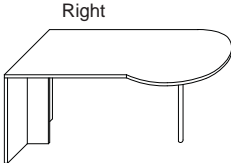
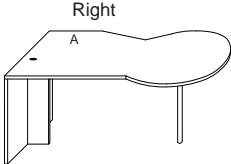
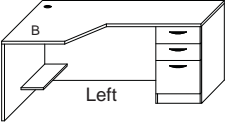
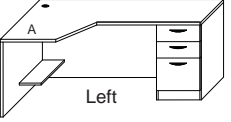
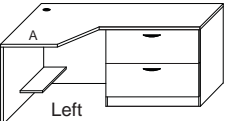
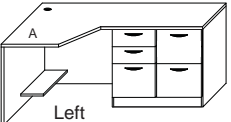
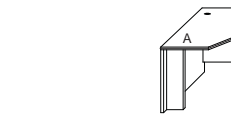
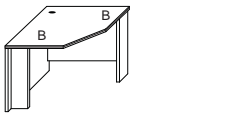
Components

	Model Number	Depth	Width	Height	List	Weight	Cube	
Desk	92-Dsp-3060 w/1 lock	30	60	29	\$1,642	210	36	
	92-Dsp-3066 w/1 lock	30	66	29	\$1,704	215	40	
	92-Dsp-3672 w/1 lock	36	72	29	\$1,994	250	51	
	Floating top option available, See options. \$264 List to add 6" increments (\$122 List cut downs)							
	92-CDsp-3672 w/1 lock	36	72	29	\$2,362	225	51	
	Floating top option available, See options.							
	92-FDsp-3066 w/1 lock	36	66	29	\$2,254	260	51	
	92-FDsp-3672 w/1 lock	42	72	29	\$2,490	270	59	
	Floating top option available, See options. \$350 List to add 6" increments (\$210 List cut downs)							
	92-FCDsp-3672 w/1 lock	42	72	29	\$2,766	265	59	
Floating top option available, See options.								
92-CFDsp-3684 w/1 lock	48	84	29	\$3,340	295	78		
Floating top option available, See options.								
Bullet	92-B-3672	36	72	29	\$2,076	140	51	
	92-B-3684	36	84	29	\$2,188	155	59	
	Cylinder MOD Optional							
	Floating top option available, See options. \$350 List to add 6" increments (\$210 List cut downs)							
Computer Bullet	92-CB-3672	36	72	29	\$2,352	135	51	
	92-CB-3684	36	84	29	\$2,464	145	59	
	Cylinder MOD Optional							
	Floating top option available, See options.							

Sizes are nominal.

9200 Series

Our Hand Selected Veneers Set the Veneer Standard for Excellence Expected by the Discerning Customer.

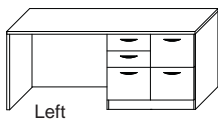
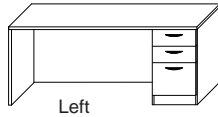
		Model Number	Depth	Width	Height	List	Weight	Cube
P-Top		92-P-3672	42	72	29	\$2,076	190	59
		Cylinder MOD Optional						
		Floating top option available, See options.						
		\$350 List to add 6" increments (\$210 List cut downs						
Computer P-Top		92-CP-3672	48	72	29	\$2,562	170	67
		Cylinder MOD Optional						
		Floating top option available, See options.						
		\$350 List to add 6" increments (\$210 List cut downs						
Computer Credenza & Corner		92-CCDsp-3672	36	72	29	\$2,326	225	51
	92-CCCsp-3666	36	66	29	\$2,324	215	47	
	92-CCCsp-3672	36	72	29	\$2,324	225	51	
	92-CCCsp-3672-LF w/1 lock w/handles (B1)	36	72	29	\$2,282	265	51	
	92-CCCsp-3672-5DR w/handles (B1)	36	72	29	\$2,338	270	51	
		Floating top option available, See options.						
		\$350 List to add 6" increments (\$210 List cut downs						
	21-CC-3636-20	36	36	29	\$992	135	26	
	21-CC-4242-20	42	42	29	\$1,144	175	35	
	21-CC-3636-24	36	36	29	\$992	135	26	
	21-CC-4242-24	42	42	29	\$1,144	175	35	
		Floating top option available, See options.						
		\$264 List to add 6" increments (\$122 List cut downs						

Sizes are nominal.

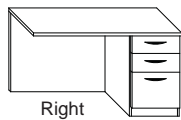
9200 Series

Our Hand Selected Veneers Set the Veneer Standard for Excellence Expected by the Discerning Customer.

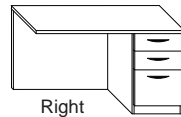
Credenza




Return-20" W/BBF Pedestal



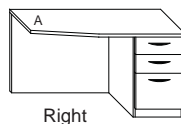
Return-24" W/BBF Pedestal



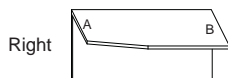
Rectangular Bridge



Angled Return-24" W/BBF Pedestal



Angled Bridge-24"



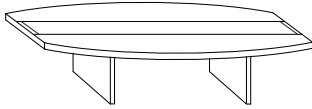
Model Number	Depth	Width	Height	List	Weight	Cube
92-Csp-2060	20	60	29	\$1,642	175	25
92-Csp-2072	20	72	29	\$1,994	195	30
92-Csp-2060-LF w/1 lock w/handles (B1)	20	60	29	\$2,030	205	25
92-Csp-2072-LF w/1 lock w/handles (B1)	20	72	29	\$2,030	215	30
92-Csp-2084-LF w/1 lock w/handles (B1)	20	84	29	\$2,190	235	35
92-Csp-2072-5DR w/handles (B1) 24" Credenza depth add \$264 List \$264 List to add 6" increments (\$122 List cut downs) Floating top option available, See options.	20	72	29	\$2,040	215	30
92-Ret-2042	20	42	29	\$990	85	18
92-Ret-2047	20	47	29	\$1,240	95	20
Floating top option available, See options. \$264 List to add 6" increments (\$122 List cut downs)						
92-Ret-2436	24	36	29	\$1,080	100	18
92-Ret-2447	24	47	29	\$1,240	120	23
Floating top option available, See options. \$264 List to add 6" increments (\$122 List cut downs)						
92-BR-2036	20	36	29	\$724	40	15
92-BR-2447 *	24	47	29	\$890	60	23
Floating top option available, See options. \$264 List to add 6" increments (\$122 List cut downs)						
92-ARet-2436	24	36	29	\$1,216	100	18
92-ARet-2447	24	47	29	\$1,374	115	23
Floating top option available, See options. \$264 List to add 6" increments (\$176 List cut downs)						
92-ABr-2436	24	36	29	\$872	45	18
92-ABr-2447	24	47	29	\$1,000	60	23
Floating top option available, See options. \$264 List to add 6" increments (\$176 List cut downs)						

Sizes are nominal.

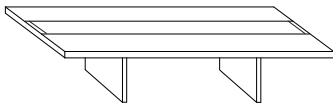
9200 Series

Our Hand Selected Veneers Set the Veneer Standard for Excellence Expected by the Discerning Customer.

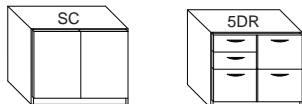
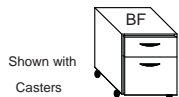
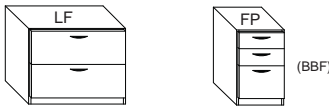
Boat Shape Conference Table (BOAT)



Rectangle Conference Table (REC)



Stand Alone Pedestal (PED)



	Model Number	Depth	Width	Height		Weight	Cube
	92-3672-Boat	36	72	29	\$1,924	135	22
	• 92-3672-Boat-TOP	36	72	1.2	\$1,534	85	6
	• 82-3672-Rec-Boat-BASE	24	31	29	\$390	50	16
	92-4896-Boat	48	96	29	\$2,412	198	37
	• 92-4896-Boat-TOP	48	96	1.2	\$1,924	143	10
	• 82-4896-Rec-Boat-BASE	24	55	29	\$488	55	27
	92-48120-Boat	48	120	29	\$3,206	252	51
	• 92-48120-Boat-TOP	48	120	1.2	\$2,556	177	12
	• 82-48120-Rec-Boat-BASE	24	81	29	\$650	75	39
	92-48144-Boat	48	144	29	\$4,486	312	66
	• 92-48144-Boat-TOP	48	144	1.2	\$3,578	212	14
	• 82-48144-Rec-Boat-Base	24	108	29	\$908	100	52
	Top 2-Piece Base 2-Piece						
	\$526 List to add 12" increments (\$210 List cut downs) add 50% for 60" wide						
	92-3672-Rec	36	72	29	\$1,924	135	22
	• 92-3672-Rec-TOP	36	72	1.2	\$1,534	85	6
	• 82-3672-Rec-Boat-BASE	24	31	29	\$390	50	16
	92-4896-Rec	48	96	29	\$2,412	198	37
	• 92-4896-Rec-TOP	48	96	1.2	\$1,924	143	10
	• 82-4896-Rec-Boat-BASE	24	55	29	\$488	55	27
	92-48120-Rec	48	120	29	\$3,206	252	51
	• 92-48120-Rec-TOP	48	120	1.2	\$2,556	177	12
	• 82-48120-Rec-Boat-BASE	24	81	29	\$650	75	39
	92-48144-Rec	48	144	29	\$4,486	312	66
	• 92-48144-Rec-TOP	48	144	1.2	\$3,578	212	14
	• 82-48144-Rec-Boat-Base	24	108	29	\$908	100	52
	Top 2-Piece Base 2-Piece						
	\$526 List to add 12" increments (\$210 List cut downs) add 50% for 60" wide						
	82-PED-2017-FP-SA	19	17	27	\$634	45	7
	w/handles (B1)						
	Specify - Box/Box/File or File/File						
	82-PED-2036-LF-SA	19	36	27	\$1,114	65	14
	w/handles (B1)						
	82-PED-2017-BF-SA	19	17	18	\$560	45	7
	w/handles (B1)						
	82-PED-2033-5DR-SA	19	33	27	\$1,222	70	13
	w/handles (B1)						
	82-PED-2036-SC-SA	19	36	27	\$1,114	65	14
	Note - Peds have unfinished backs						
	Finished Back add				\$86		
	See hardware for casters						
	Adding casters will make unit 29 high						

Sizes are nominal.