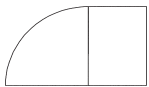



8200 Series

Hand Selected Veneer with an 4 Way Hardwood Radius Edge Boasts a Contemporary Design.

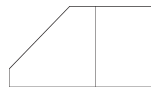
Veneer



Radius



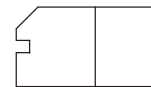
Fluted



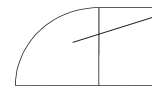
Bevel



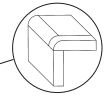
Tri-Oval



Step Chamfer



2-Way Radius



Pricing Structure

Pricing furniture with options consists of three groups. The first being the base item and all structural modifications which is increased by the second group, color and material up-charges. The third group is then added on which consists of hardware and non structural or color related items.

GROUP 1		Depth	Width	Height	List	Weight	Cube
OPTIONS:	Model Number						
Center Drawer:							
Large	Op-WD-CD-Large	20	26	3	\$110	4	2
Small	Op-WD-CD-Small	20	20	3	\$110	4	2
Full Pedestal With Lock:							
Box Box File (File File Specify)	Op-FULL PED (Includes Full Mod)				\$246	225	
Wood Doors:							
Hutch	82-H-Full Wood Doors	1		26	\$240	20	
Corner Hutch	82-CH-Full Wood Doors	1		13	\$240	10	
Over Head	82-OH-Single Shelf Doors	1		13	\$142	5	
	82-OH-Double Shelf Doors	1		13	\$222	10	
CPU	82-CPU-Door	1	12	24	\$110	3	
Printer	82-PPO-Door	1	21	24	\$110	4	
Modesty Panels:							
Full Modesty	Op-FULL MOD				\$78	10	
1/2 Cylinder w/Full Modesty	Op-Cylinder MOD				\$488	40	
Size Change	Cut Down or Increments				See Item		
GROUP 2							
COLORS:							
Light Oak	WLO						
Medium Oak	WMO						
Natural Oak	WNO						
Mahogany on Maple	WMA						
Light Cherry on Maple	WLC						
Medium Cherry on Maple	WMC						
Victorian Cherry on Maple	WVC						
Natural Maple	WNM						
Mahogany on Cherry	WPM-Mahogany on Cherry				10%		
Light Cherry on Cherry	WPL-Light Cherry on Cherry				10%		
Medium Cherry on Cherry	WPC-Medium Cherry on Cherry				10%		
Victorian Cherry on Cherry	WPV-Victorian Cherry on Cherry				10%		
Walnut on Cherry	WWC Walnut on Cherry				10%		
High Pressure Tops (min \$350)	Choose from standard colors by: Formica, Nevamar, Pionite, & Wilsonart (premium colors extra)				20%		
Custom Colors	Please call for availability on custom stain matches				15% (min. \$350)		
Touch-up Crayons (in all colors)	Specify Color				\$16		
Touch-up Markers (in all colors)	Specify Color				\$22		

Sizes are nominal.

8200 Series

Veneer

Hand Selected Veneer with an 4 Way Hardwood Radius Edge Boasts a Contemporary Design.

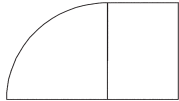
GROUP 3		Depth	Width	Height	List	Weight	Cube
HARDWARE:		Model Number					
Frost Doors:							
Hutch		21-H-Full Frost Doors	13	25	2	\$778	20
		21-H-Upper Half Frost Doors	13	15	2	\$630	10
Corner Hutch		21-CH-Full Frost Doors	13	25	2	\$778	20
		21-CH-Upper Half Frost Doors	13	15	2	\$630	10
Cabinet		21-Cab-Lower Frost Door (ea)				\$210	
		21-Cab-Upper Frost Door (ea)				\$310	
		21-Cab-Full Length Frost Door (ea)				\$310	
Task Light		OP-H-Task Light (White) (58" cable)	1.75	16.75	1.5	\$98	2 1
Keyboard Trays:							
Standard		KBT-Standard	20	22	2	\$118	10 2
Standard With Mouse Tray		KBT-Standard-MT	20	22	3	\$196	10 2
Articulating With Mouse Tray		KBT-ArtArm-MT	20	27	4	\$356	10 2
Locks:							
Pedestal Lock		Op-DESK-LOCK				\$62	
Door Lock		Op-DOOR-LOCK				\$62	
Casters (Qty. 4)		OP-Casters (add 2" to height)			2	\$128	
Grommet:		Grommet Placment See Pg. 151					
Standard		Op-Grom				\$62	
Powered Round		Op-Pwr-Grom-Round				\$434	
Powered Square		Op-Pwr-Grom-Square				\$522	
Wire Management Raceway		Op-Wire-Mgt (per Ft.)				\$30	
Hard wire data module:							
RJ 11 Cat. 3 black		Op-HW-RJ11-Cat. 3				\$48	
RJ 45 Cat. 3 black		Op-HW-RJ45-Cat. 3				\$48	
RJ 45 Cat. 5 black		Op-HW-RJ45-Cat. 5				\$48	
RJ 45 Cat. 6 orange		Op-HW-RJ45-Cat. 6				\$48	
Handles:							
Standard Pull		Op-B1 (Black) Op-N1 (S Steel)	10mm	278mm	18mm	\$32	
Tab Pull		Op-B2 (Black) OP-N2 (Nickel)	8mm	40mm	26mm	\$32	
Wire Pull		Op-B3 (Black) OP-N3 (Nickel)	10mm	153mm	30mm	\$32	
Button Pull		Op-B4 (Black) OP-N4 (S Steel)	15mm	31mm	28mm	\$32	
Button Pull - Antique		Op-A4 (Antique)	15mm	31mm	28mm	\$32	
Crescent Pull		Op-B5 (Black) OP-N5 (Nickel)	22mm	100mm	24mm	\$32	
Traditional Pull Antique		Op-A6 (Antique)	14mm	147mm	48mm	\$32	
Arch Pull		OP-N7 (S Steel)	22mm	100mm	24mm	\$32	
CARTONING:							
Corner guarded (cardboard on top & sides)		Corner guard (per box)				\$74	
Bubble Wrapped (2" thick)		Bubble Wrap				\$74	
Bubble Wrapped on Pallet		Bubble / Pallet				\$126	

Sizes are nominal.

8200 Series

Hand Selected Veneer with an 4 Way Hardwood Radius Edge Boasts a Contemporary Design.

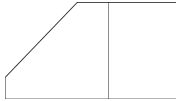
Veneer



Radius



Fluted



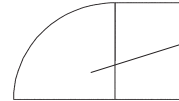
Bevel



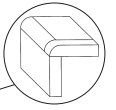
Tri-Oval



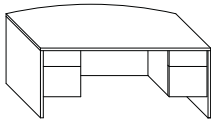
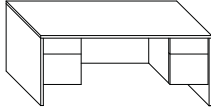
Step Chamfer



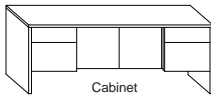
2-Way Radius



Desk - Double Pedestal/Single Pedestal/ Fan Top Desk (DP / SP / FDP)

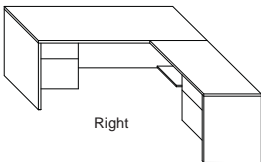


Credenza (C-Open / C-Cab)

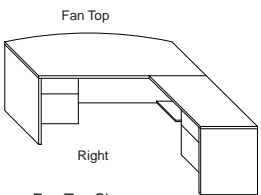


Cabinet

Desk with Return (DR)



Right

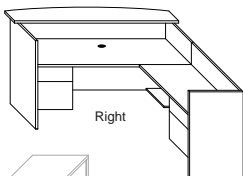


Fan Top

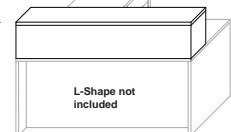
Right

Fan Top Shown

Reception Unit (Recep / Riser)



Right



42"

L-Shape not included

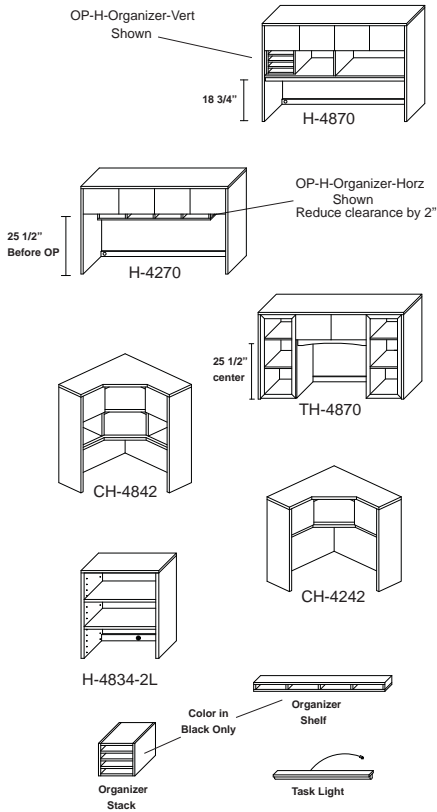
Model Number	Depth	Width	Height	List	Weight	Cube
82-DP-3060 w/2 locks	30	60	29	\$1,460	285	36
82-DP-3066 w/2 locks	30	66	29	\$1,562	290	40
82-DP-3672 w/2 locks	36	72	29	\$1,760	310	51
82-SP-2448 w/1 lock	24	48	29	\$940	145	24
\$264 List to add 6" increments (\$122 List cut downs)						
82-FDP-3666 w/2 locks	36	66	29	\$2,088	320	51
82-FDP-4272 w/2 locks	42	72	29	\$2,286	345	59
\$350 List to add 6" increments (\$210 List cut downs)						
82-C-2060-Cab	20	60	29	\$1,460	233	25
82-C-2060-Open	20	60	29	\$1,460	215	25
82-C-2066-Cab	20	66	29	\$1,562	239	27
82-C-2066-Open	20	66	29	\$1,562	221	27
82-C-2072-Cab	20	72	29	\$1,760	245	30
82-C-2072-Open	20	72	29	\$1,760	227	30
24" Credenza depth add \$264 List						
\$264 List to add 6" increments (\$122 List cut downs)						
82-DR-3060-2042	72	60	29	\$2,224	305	54
• 82-Dsp-3060 w/1 lock	30	60	29	\$1,404	210	36
• 82-Ret-2042	20	42	29	\$820	95	18
82-DR-3066-2447	77	66	29	\$2,514	350	63
• 82-Dsp-3066 w/1 lock	30	66	29	\$1,456	225	40
• 82-Ret-2447	24	47	29	\$1,058	125	23
82-DR-3672-2047	83	72	29	\$2,762	335	69
• 82-Dsp-3672 w/1 lock	36	72	29	\$1,704	235	51
• 82-Ret-2047	20	47	29	\$1,058	100	18
82-DR-3672-2447	83	72	29	\$2,762	360	74
• 82-Dsp-3672 w/1 lock	36	72	29	\$1,704	235	51
• 82-Ret-2447	24	47	29	\$1,058	125	23
Fan & P-Top Available (See Components)						
\$264 List to add 6" increments (\$122 List cut downs)						
82-Recep-3072-2447	77	72	43	\$4,492	565	96
• 82-Recep-3072 w/1 lock	30	72	43	\$3,302	400	62
• 82-Recep-Ret-2447	24	47	43	\$1,416	165	34
\$526 List to add 6" increments (\$264 List cut downs)						
• 82-Recep-Riser-60	14	60	13	\$840	37	8
• 82-Recep-Riser-66	14	66	13	\$882	40	9
• 82-Recep-Riser-72	14	72	13	\$924	43	9
\$176 List to add 6" increments (\$122 List cut downs)						

Sizes are nominal.


8200 Series

Hand Selected Veneer with an 4 Way Hardwood Radius Edge Boasts a Contemporary Design.

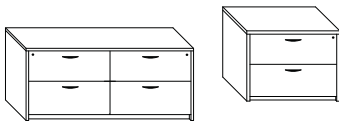
Hutch (H / TH / CH / H-2L / H-Filler / H-Organizer / H-Task Light)



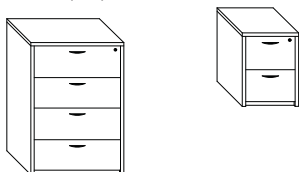
Work Table (WT)



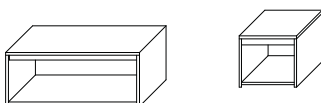
Lateral File (LF)



Vertical File (VF)



Occasional Table (OT)



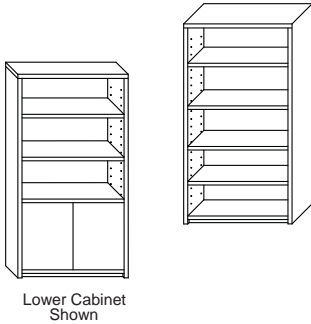
Model Number	Depth	Width	Height	List	Weight	Cube
82-H-4846	14	46	48	\$1,320	150	24
82-H-4858	14	58	48	\$1,320	165	28
82-H-4864	14	64	48	\$1,436	172	30
82-H-4870	14	70	48	\$1,436	180	33
82-H-4246	14	46	43	\$1,112	130	20
82-H-4258	14	58	43	\$1,112	145	25
82-H-4264	14	64	43	\$1,226	152	27
82-H-4270	14	70	43	\$1,226	160	30
82-TH-4270 w/handles (B1)	14	70	43	\$2,042	180	30
82-CH-4842	42	42	48	\$1,786	180	56
82-CH-4836	36	36	48	\$1,728	165	42
82-CH-4242	42	42	43	\$1,478	160	50
82-CH-4236	36	36	43	\$1,446	145	37
82-H-4834-2L For 2-D Lateral	14	34	48	\$560	75	15
82-H-48-Filler (Fills space between hutches)	1	4	48	\$176	3	1
82-H-42-Filler	1	4	42	\$176	3	1
OP-H-Organizer-Shelf (specify hutch size)	10	45-64	4	\$168	20	2
OP-H-Organizer-Stack	10	12	12	\$168	4	1
OP-H-Task Light	1.75	16.75	1.5	\$98	2	1
Wood doors standard See options for door types						
\$210 List cut downs (not available on corner hutch)						
82-WT-2036	20	36	29	\$602	70	15
82-WT-2042	20	42	29	\$676	90	18
82-WT-2048	20	48	29	\$774	105	20
82-WT-2060	20	60	29	\$822	110	25
82-WT-2072	20	72	29	\$982	125	30
82-WT-2448	24	48	29	\$686	120	24
82-WT-3048	30	48	29	\$798	140	29
82-WT-3060	30	60	29	\$982	150	36
82-WT-3672	36	72	29	\$1,258	170	51
\$264 List to add 6" increments (\$122 List cut downs)						
82-LF-2038-2D w/handles (B1)	20	38	29	\$1,282	185	16
82-LF-2072-4D w/handles (B1)	20	72	29	\$2,052	345	30
Locks Standard						
82-VF-2423-2D w/handles (B1)	24	23	29	\$1,042	130	12
82-VF-2423-4D w/handles (B1)	24	23	54	\$1,600	260	21
82-VLF-2038-4D w/handles (B1)	20	38	54	\$2,244	345	30
Locks Standard						
82-OT-2020	20	20	20	\$496	45	7
82-OT-2048	20	48	20	\$685	70	15
\$264 List to add 6" increments (\$122 List cut downs)						

Sizes are nominal.

8200 Series

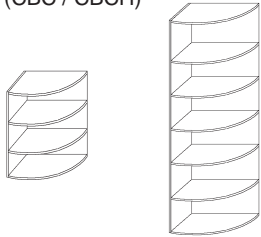
Hand Selected Veneer with an 4 Way Hardwood Radius Edge Boasts a Contemporary Design.

Bookcase (BC)



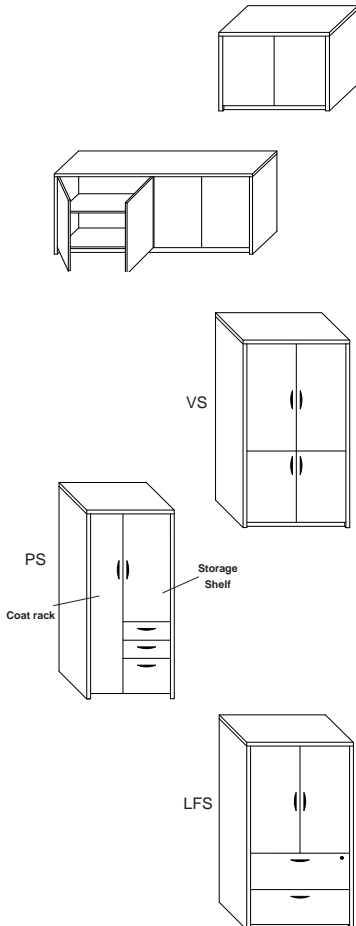
Model Number	Depth	Width	Height	List	Weight	Cube
82-BC-2936-1	12	36	29	\$440	70	10
82-BC-4836-2	12	36	48	\$588	85	16
82-BC-6036-3	12	36	60	\$754	100	20
82-BC-7236-4	12	36	72	\$922	115	23
82-BC-8436-5	12	36	84	\$1,034	140	27
82-BC-3612-BKSLF Bookcase Shelf	12	36	.75	\$66	4	1
82-BC-L-Cab 29" Lower Cabinet Add on				\$296	15	
(\$210 List cut downs)						

Corner Bookcase / Corner Bookcase Hutch (CBC / CBCH)



82-CBC-2920-1	20	20	29	\$776	70	9
82-CBC-7220-4	20	20	72	\$1,136	115	21
82-CBCH-4814	14	14	48	\$872	70	8
82-CBCH-4214	14	14	42	\$872	65	7

Storage Cabinet (SC / VS / PS / LFS)



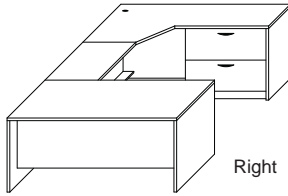
82-SC-2019	20	19	29	\$820	110	8
82-SC-2032	20	32	29	\$1,024	120	13
82-SC-2038	20	38	29	\$1,194	130	15
82-SC-2060	20	60	29	\$1,666	155	25
82-SC-2072	20	72	29	\$1,960	165	30
82-VS-3872-4 Door Locks Optional w/ 4 adj. shelves	20	38	72	\$1,798	330	38
82-PS-3072-2 Door Locks Optional w/ 2 adj. shelves (BBF lock not available) Specify right or left (right shown) w/handles (B1)	20	30	72	\$2,748	340	30
82-LFS-3872-3 Lock on Lateral w/ 3 adj. shelves w/handles (B1)	20	38	72	\$2,450	350	38
Locks optional See options						
See options for Frost doors						

Sizes are nominal.

8200 Series

Hand Selected Veneer with an 4 Way Hardwood Radius Edge Boasts a Contemporary Design.

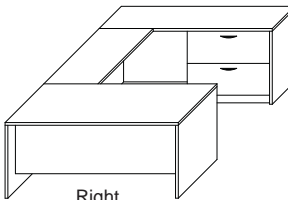
Computer U-Shape Desk (CU)



82-CU-3672-2036-3672

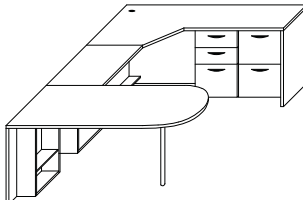
Right

U-Shape Desk (NCU)



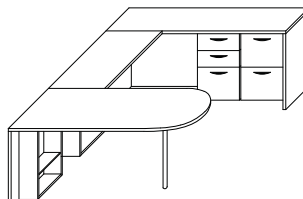
Right

Bullet Computer U-Shape Desk (BCU)



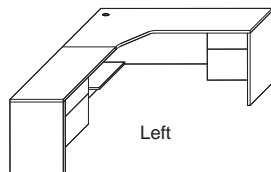
Right

Bullet U-Shape Desk (BNCU)



Right

Computer Corner with Return (CR)



Left

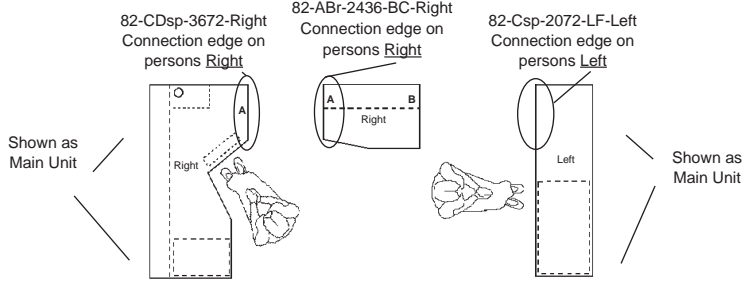
Model Number	Depth	Width	Height	List	Weight	Cube
82-CU-3066-2036-3666	102	66	29	\$4,436	545	102
• 82-Dsp-3066 w/1 lock	30	66	29	\$1,456	225	40
• 82-BR-2036-BC	20	36	29	\$760	105	15
• 82-CCCsp-3666	36	66	29	\$2,220	215	47
82-CU-3672-2036-3672	108	72	29	\$4,626	605	117
• 82-Dsp-3672 w/1 lock	36	72	29	\$1,704	235	51
• 82-BR-2036-BC	20	36	29	\$760	105	15
• 82-CCCsp-3672-LF w/1 lock w/handles (B1)	36	72	29	\$2,394	265	51
See components for cutdowns						
82-NCU-3672-2447-2072	103	72	29	\$4,402	575	104
• 82-Dsp-3672 w/1 lock	36	72	29	\$1,704	235	51
• 82-BR-2447-BC	24	47	29	\$936	125	23
• 82-Csp-2072-LF w/1 lock w/handles (B1)	20	72	29	\$1,762	215	30
Fan & P-Top Available (See Components)						
See components for cutdowns						
82-BCU-3672-2036-3672	108	72	29	\$4,954	520	117
• 82-B-3672	36	72	29	\$1,988	150	51
• 82-BR-2036-BC	20	36	29	\$760	105	15
• 82-CCCsp-3672-5DR w/handles (B1)	36	72	29	\$2,456	265	51
82-BCU-3684-2036-3672	108	84	29	\$5,320	535	125
• 82-B-3684	36	84	29	\$2,104	165	59
• 82-BR-2036-BC	20	36	29	\$760	105	15
• 82-CCCsp-3672-5DR w/handles (B1)	36	72	29	\$2,456	265	51
Cylinder MOD Optional (See Options Group 1)						
See components for cutdowns						
82-BNCU-3672-2447-2072	103	72	29	\$4,688	490	104
• 82-B-3672	36	72	29	\$1,988	150	51
• 82-BR-2447-BC	24	47	29	\$936	125	23
• 82-Csp-2072-5DR w/handles (B1)	20	72	29	\$1,764	215	30
Cylinder MOD Optional (See Options Group 1)						
Fan & P-Top Available (See Components)						
See components for cutdowns						
82-CR-3666-2042	78	66	29	\$3,040	310	65
• 82-CCCsp-3666	36	66	29	\$2,220	215	47
• 82-Ret-2042	20	42	29	\$820	95	18
82-CR-3672-2447	83	72	29	\$3,278	350	74
• 82-CCDsp-3672	36	72	29	\$2,220	225	51
• 82-Ret-2447	24	47	29	\$1,058	125	23
See components for cutdowns						

Sizes are nominal.

8200 Series

Hand Selected Veneer with an 4 Way Hardwood Radius Edge Boasts a Contemporary Design.

How to Specify Left or Right Components



“Right” = Connects to Right side of main desk.

“Left” = Connects to Left side of main desk.

“A” = 20” Width

“B” = 24” Width

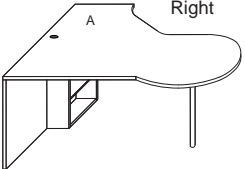
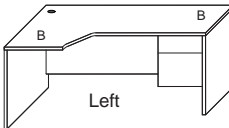
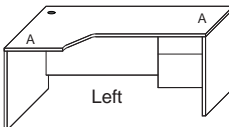
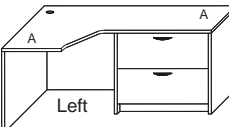
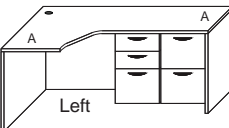
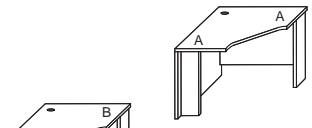
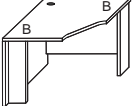
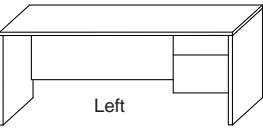
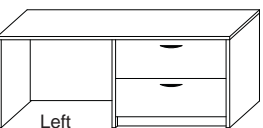
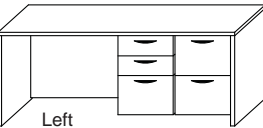
Components

	Model Number	Depth	Width	Height	List	Weight	Cube	
Desk	82-Dsp-3060 w/1 lock	30	60	29	\$1,404	210	36	
	82-Dsp-3066 w/1 lock	30	66	29	\$1,456	225	40	
	82-Dsp-3672 w/1 lock	36	72	29	\$1,704	235	51	
	\$264 List to add 6" increments (\$122 List cut downs)							
	82-CDsp-4272 w/1 lock	42	72	29	\$2,092	225	51	
	82-FDsp-3666 w/1 lock	36	66	29	\$2,088	260	51	
	82-FDsp-4272 w/1 lock	42	72	29	\$2,286	270	59	
	\$350 List to add 6" increments (\$210 List cut downs)							
	82-FCDsp-4872 w/1 lock	48	72	29	\$2,518	265	59	
Bullet	82-B-3672	36	72	29	\$1,988	150	51	
	82-B-3684	36	84	29	\$2,104	165	59	
	Cylinder MOD Optional (See Options Group 1)							
	\$350 List to add 6" increments (\$210 List cut downs)							
	Computer Bullet	82-CB-4272	42	72	29	\$2,276	145	51
82-CB-4284		42	84	29	\$2,394	155	59	
Cylinder MOD Optional (See Options Group 1)								
P-Top	82-P-4272	42	72	29	\$1,988	190	59	
	Cylinder MOD Optional (See Options Group 1)							
	\$350 List to add 6" increments (\$210 List cut downs)							

Sizes are nominal.

8200 Series

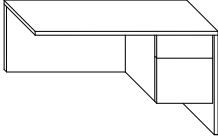
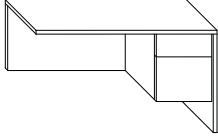
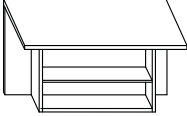
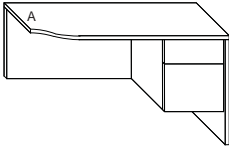
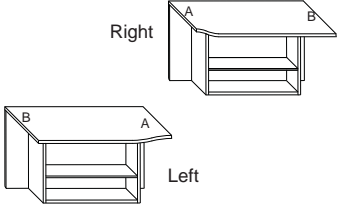
Hand Selected Veneer with an 4 Way Hardwood Radius Edge Boasts a Contemporary Design.

	Model Number	Depth	Width	Height	List	Weight	Cube
Computer P-Top 	82-CP-4872	48	72	29	\$2,498	170	67
	Cylinder MOD Optional (See Options Group 1)						
Computer Credenza & Corner      	82-CCDsp-3672	36	72	29	\$2,220	225	51
	82-CCCsp-3666	36	66	29	\$2,220	215	47
	82-CCCsp-3672	36	72	29	2,220	225	51
	82-CCCsp-3672-LF w/1 lock w/handles (B1)	36	72	29	\$2,394	265	51
	82-CCCsp-3672-5DR w/handles (B1)	36	72	29	\$2,456	265	51
	\$350 List to add 6" increments (\$210 List cut downs)						
	82-CC-3636-20	36	36	29	\$1,042	135	26
	82-CC-4242-20	42	42	29	\$1,202	175	35
	82-CC-3636-24	36	36	29	\$1,042	135	26
	82-CC-4242-24	42	42	29	\$1,202	175	35
Credenza   	82-Csp-2060	20	60	29	\$1,404	175	25
	82-Csp-2072	20	72	29	\$1,704	195	30
	82-Csp-2060-LF w/1 lock w/handles (B1)	20	60	29	\$1,762	205	25
	82-Csp-2072-LF w/1 lock w/handles (B1)	20	72	29	\$1,762	215	30
	82-Csp-2072-5DR w/handles (B1)	20	72	29	\$1,764	215	30
	24" Credenza depth add \$264 List						
	\$264 List to add 6" increments (\$122 List cut downs)						

Sizes are nominal.

8200 Series

Hand Selected Veneer with an 4 Way Hardwood Radius Edge Boasts a Contemporary Design.

		Depth	Width	Height	List	Weight	Cube
Return-20" W/BF Pedestal 	Model Number						
	82-Ret-2036	30	36	29	\$768	90	15
	82-Ret-2042	20	42	29	\$820	95	18
	82-Ret-2047	20	47	29	\$1,058	100	20
\$264 List to add 6" increments (\$122 List cut downs)							
Return-24" W/BF Pedestal 	Model Number						
	82-Ret-2436	24	36	29	\$924	105	18
	82-Ret-2442	24	42	29	\$1,008	115	21
	82-Ret-2447	24	47	29	\$1,058	125	23
\$264 List to add 6" increments (\$122 List cut downs)							
Rectangular Bridges W/Bookcase 	Model Number						
	82-BR-2036-BC	20	36	29	\$760	105	15
	82-BR-2442-BC	24	42	29	\$898	115	21
	82-BR-2447-BC	24	47	29	\$936	125	23
\$264 List to add 6" increments (\$122 List cut downs)							
Angled Return-24" W/BF Pedestal 	Model Number						
	82-ARet-2436	24	36	29	\$1,040	100	18
	82-ARet-2447	24	47	29	\$1,174	115	23
\$264 List to add 6" increments (\$122 List cut downs)							
Angled Bridge-24" W/Bookcase 	Model Number						
	82-ABr-2436-BC	24	36	29	\$916	110	18
	82-ABr-2447-BC	24	47	29	\$1,050	120	23
\$264 List to add 6" increments (\$176 List cut downs)							


Sizes are nominal.

8200 Series

Hand Selected Veneer with an 4 Way Hardwood Radius Edge Boasts a Contemporary Design.

Conference Table Top Edge Details

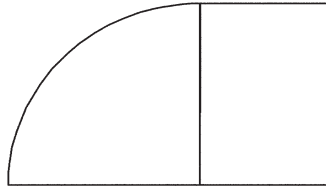
Tri - Oval



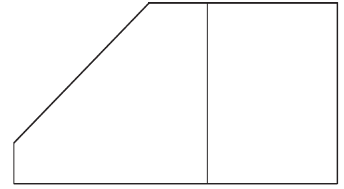
Fluted



Radius

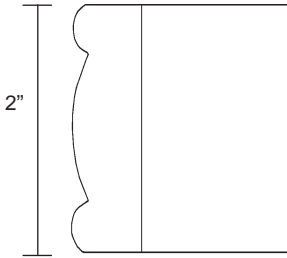


Bevel

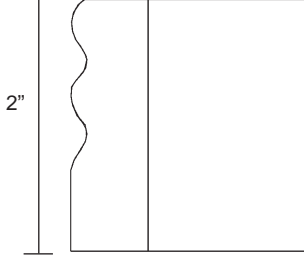


Standard Edge Details

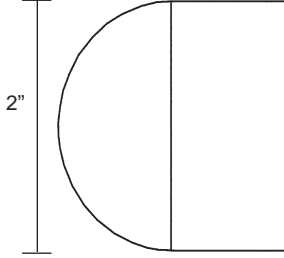
P-7



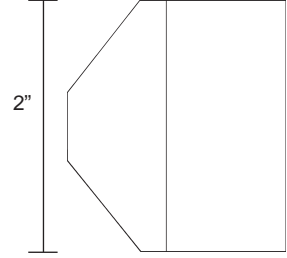
P-8







P-9



P-10



25% Up-charge On 2" Tops Only

	Model Number	Depth	Width	Height	List	Weight	Cube
Round Conference Table Top (RND) 	82-36-RND-TOP	36	36	1.2	\$898	62	3
	82-42-RND-TOP	42	42	1.2	\$1,014	80	4
	82-48-RND-TOP add 50% to tables over 48" Dia.	48	48	1.2	\$1,014	90	5
Racetrack Conference Table Top (RACE) 	82-3672-Race-TOP	36	72	1.2	\$2,052	85	6
	82-4896-Race-TOP	48	96	1.2	\$2,358	143	10
	82-48120-Race-TOP	48	120	1.2	\$2,868	177	12
	82-48144-Race-TOP	48	144	1.2	\$3,682	212	14
Boat Shape Conference Table Top (BOAT) 	82-3672-Boat-TOP \$526 List to add 12" increments (\$210 List cut downs) add 50% for tables over 48" wide	36	72	1.2	\$1,226	85	6
	82-4896-Boat-TOP	48	96	1.2	\$1,540	143	10
	82-48120-Boat-TOP	48	120	1.2	\$2,046	177	12
	82-48144-Boat-TOP Top 2-Piece Base 2-Piece \$526 List to add 12" increments (\$210 List cut downs) add 50% for tables over 48" wide	48	144	1.2	\$2,862	212	14
Rectangular Conference Table Top (REC) 	82-3672-Rec-TOP \$526 List to add 12" increments (\$210 List cut downs) add 50% for tables over 48" wide	36	72	1.2	\$1,226	85	6
	82-4896-Rec-TOP	48	96	1.2	\$1,540	143	10
	82-48120-Rec-TOP	48	120	1.2	\$2,046	177	12
	82-48144-Rec-TOP Top 2-Piece Base 2-Piece \$526 List to add 12" increments (\$210 List cut downs) add 50% for tables over 48" wide	48	144	1.2	\$2,862	212	14

Sizes are nominal.

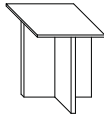
8200 Series

Hand Selected Veneer with an 4 Way Hardwood Radius Edge Boasts a Contemporary Design.

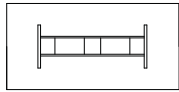
Base (X, Panel, Wedge, Square, Cylinder)



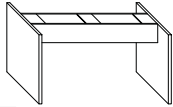
48 Rnd shown with X base



Model Number	Depth	Width	Height	List	Weight	Cube
82-X-BASE	24	24	29	\$338	38	13



48 96 Rec shown with panel base

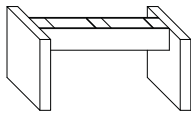


82-3672-Panel-BASE	24	31	29	\$400	50	16
--------------------	----	----	----	-------	----	----

82-4896-Panel-BASE	24	55	29	\$514	55	27
--------------------	----	----	----	-------	----	----

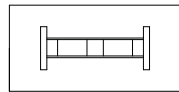
82-48120-Panel-BASE	24	81	29	\$684	75	39
---------------------	----	----	----	-------	----	----

82-48144-Panel-BASE (3-panel) 2-Piece Base	24	108	29	\$954	100	52
---	----	-----	----	-------	-----	----



82-3672-Panel-4"-BASE	24	31	29	\$924	50	16
-----------------------	----	----	----	-------	----	----

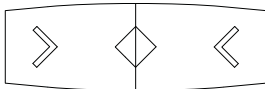
82-4896-Panel-4"-BASE	24	55	29	\$1,028	55	27
-----------------------	----	----	----	---------	----	----



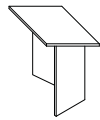
48 96 Rec shown with 4" panel base

82-48120-Panel-4"-BASE	24	81	29	\$1,258	75	39
------------------------	----	----	----	---------	----	----

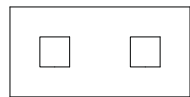
82-48144-Panel-4"-BASE (3-panel) 2-Piece Base	24	108	29	\$1,574	100	52
--	----	-----	----	---------	-----	----



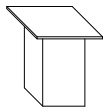
48 144 Boat shown with 2-wedge bases and 1-square base




82-Wedge-BASE	24	15	27	\$426	25	8
---------------	----	----	----	-------	----	---



48 96 Rec shown with 2-square bases



82-Square-BASE	18	18	27	\$448	25	7
----------------	----	----	----	-------	----	---

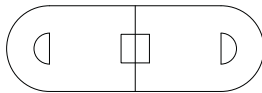


48 120 Race shown with 2-cylinder bases



82-Cylinder-BASE	18	18	27	\$526	25	7
------------------	----	----	----	-------	----	---

Access Door Option Shown



48 144 Race with 2-1/2 cylinder bases and 1 square base



82-1/2 Cylinder-BASE	18	9	27	\$526	18	4
----------------------	----	---	----	-------	----	---

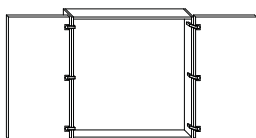
Op-Access-Door				\$512		
----------------	--	--	--	-------	--	--

Op-Custom Grommet Cut-Out				\$280		
---------------------------	--	--	--	-------	--	--

(Grommet not Included. Custom provides specs.)

add 50% to bases for tables over 48" wide

Conference Cabinet (CFC)



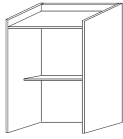
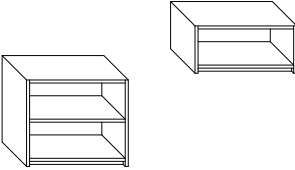
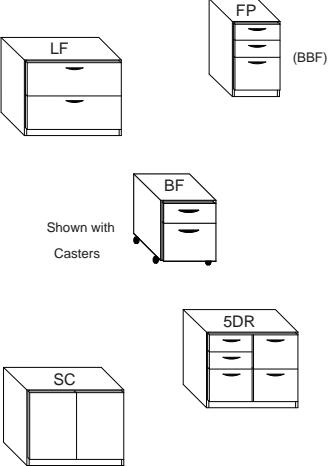
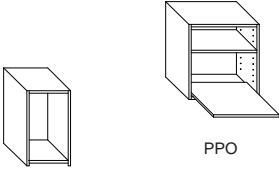
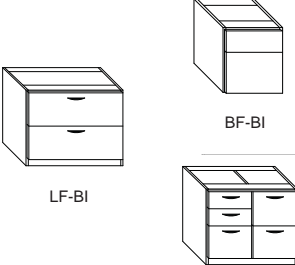
82-CFC-3636	5	36	36	\$1,764	65	6
-------------	---	----	----	---------	----	---

82-CFC-4848	5	48	48	\$1,764	75	11
-------------	---	----	----	---------	----	----

Sizes are nominal.

8200 Series

Hand Selected Veneer with an 4 Way Hardwood Radius Edge Boasts a Contemporary Design.

	Model Number	Depth	Width	Height	List	Weight	Cube
Lectern (LT) 	82-LT-2030	20	30	46	\$1,258	105	15
Wall Hanging Overhead (OH) 	82-OH-1635	14	35	16	\$686	70	7
Stand Alone Pedestal (PED)  <p>Shown with Casters</p>	82-PED-2017-FP-SA w/handles (B1) Specify - Box/Box/File or File/File	19	17	27	\$666	45	7
	82-PED-2036-LF-SA w/handles (B1)	19	36	27	\$1,170	65	14
	82-PED-2017-BF-SA w/handles (B1)	19	17	18	\$588	45	7
	82-PED-2033-5DR-SA w/handles (B1)	19	33	27	\$1,284	70	13
	82-PED-2036-SC-SA Note - Ped tops are finished w/out work surface Finished Top	19	36	27	\$1,170	65	14
	Note - Peds have unfinished backs Finished Back (add 3/4 to depth)				\$212		
	See hardware for casters Adding casters will only effect height of BF				\$86		
Built in Printer and CPU Pullout (PPO / CPU) 	82-PPO-20	19	22	20	\$596	15	
	82-CPU-PO-20 20" depth units only	19	12	20	\$452	10	
	82-PPO-24	23	22	24	\$596	17	
	82-CPU-PO-24 24", 30", 36" depth units only	23	12	24	\$452	12	
	Must be added to no ped, full ped, or lat file units only						
Built in Pedestal (PED) 	82-PED-2017-BF-BI add ped remove ped	19	17	18	\$310 -\$176	30 -30	
	82-PED-2036-LF-BI add ped	19	36	27	\$816	65	
	82-PED-2033-5DR-BI add ped	19	33	24	\$1,006	70	
	Space Limitations Apply See Options for full ped upcharge						

Sizes are nominal.