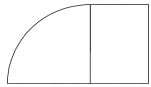


9200 Series

Veneer

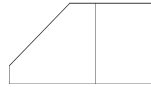
Our Hand Selected Veneers Set the Veneer Standard for Excellence Expected by the Discerning Customer.




Radius



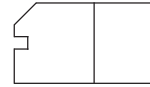
Fluted



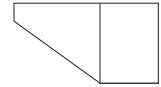
Bevel



Tri-Oval



Step Chamfer



Knife
With Floating Top
or
Reveal

Pricing Structure

Pricing furniture with options consists of three groups. The first being the base item and all structural modifications which is increased by the second group, color and material up-charges. The third group is then added on which consists of hardware and non structural or color related items.



GROUP 1		Depth	Width	Height	List	Weight	Cube
OPTIONS:	Model Number						
Center Drawer:							
Large	Op-WD-CD-Large	20	26	3	\$110	4	2
Small	Op-WD-CD-Small	20	20	3	\$110	4	2
Wood Doors:							
Hutch	82-H-Full Wood Doors				\$240		
Floating Top:							
Floating Adds 1.5" to height	Op-Float Top (Silver) (per piece)			2	\$368		
	Op-Float Top (Black) (per piece)			2	\$368		
Reveal Adds .75" to height	Op-Reveal Top (Silver) (per piece)			2	\$252		
	Op-Reveal Top (Black) (per piece)			2	\$252		
Convert Box/Box/File Ped to File/File Ped	Specify File/File				N/C		
1/2 Cylinder Base w/Full Modesty	Op-Cylinder MOD				\$488	40	
GROUP 2							
COLORS:							
Light Oak	WLO						
Medium Oak	WMO						
Natural Oak	WNO						
Mahogany on Maple	WMA						
Light Cherry on Maple	WLC						
Medium Cherry on Maple	WMC						
Victorian Cherry on Maple	WVC						
Natural Maple	WNM						
Mahogany on Cherry	WPM-Mahogany on Cherry				10%		
Light Cherry on Cherry	WPL-Light Cherry on Cherry				10%		
Medium Cherry on Cherry	WPC-Medium Cherry on Cherry				10%		
Victorian Cherry on Cherry	WPV-Victorian Cherry on Cherry				10%		
Walnut on Cherry	WWC Walnut on Cherry				10%		
High Pressure Tops (min \$350)	Choose from standard colors by: Formica, Nevamar, Pionite, & Wilsonart (premium colors extra)				20%		
Custom Colors	Please call for availability on custom stain matches				15% (min. \$350)		
Touch-up Crayons (in all colors)	Specify Color				\$16		
Touch-up Markers (in all colors)	Specify Color				\$22		

Sizes are nominal.

9200 Series

Veneer

Our Hand Selected Veneers Set the Veneer Standard for Excellence Expected by the Discerning Customer.

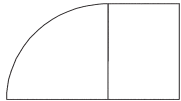
GROUP 3		Depth	Width	Height	List	Weight	Cube
HARDWARE:							
	Model Number						
Modesty Panels:							
Arched Wood (Standard)	Standard				N/C		
Full Wood	Op-Full-Wood MOD				N/C		
Straight Framed Frost	Op-Framed-Frost Mod (Blk/Silver)				\$312		
3/4 (24") Wood	Op-3/4-Wood MOD				N/C		
Floating Frost	Op-Float-Frost MOD				\$434		
Floating Wood	Op-Float-Wood MOD				\$150		
Frost Doors:							
Hutch							
	82-H-Full Frost Doors	13	25	2	\$778	20	
	82-H-Upper Half Frost Doors	13	15	2	\$630	10	
Cabinet							
	82-Cab-Lower Frost Door (ea)				\$210		
	82-Cab-Upper Frost Door (ea)				\$310		
	82-Cab-Full Length Frost Door (ea)				\$310		
Plinth Base (per ped)							
							
Adds 1" to height	82-Plinth Base (Blk/Silver)				\$88		
							
Adds 1.75" to height	82-Plinth Reveal (Blk/Silver)				\$116		
Plinth Base							
Plinth Reveal							
Task Light	OP-H-Task Light (White)	1.75	16.75	1.5	\$98	2	1
Keyboard Trays:	(58" cable)						
Standard	KBT-Standard	20	22	2	\$118	10	2
Standard With Mouse Tray	KBT-Standard-MT	20	22	3	\$196	10	2
Articulating With Mouse Tray	KBT-ArtArm-MT	20	27	4	\$356	10	2
Locks:							
Pedestal Lock	Op-DESK-LOCK				\$62		
Door Lock	Op-DOOR-LOCK				\$62		
Casters (Qty. 4)	OP-Casters (add 2" to height)			2	\$128		
Grommet:	Grommet Placment See Pg. 151						
Standard	Op-Grom				\$62		
Powered Round	Op-Pwr-Grom-Round				\$434		
Powered Square	Op-Pwr-Grom-Square				\$522		
Wire Management Raceway	Op-Wire-Mgt (per Ft.)				\$30		
Hard wire data module:							
RJ 11 Cat. 3 black	Op-HW-RJ11-Cat. 3				\$48		
RJ 45 Cat. 3 black	Op-HW-RJ45-Cat. 3				\$48		
RJ 45 Cat. 5 black	Op-HW-RJ45-Cat. 5				\$48		
RJ 45 Cat. 6 orange	Op-HW-RJ45-Cat. 6				\$48		
Handles:							
Standard Pull	Op-B1 (Black) Op-N1 (S Steel)	10mm	278mm	18mm	\$32		
Tab Pull	Op-B2 (Black) OP-N2 (Nickel)	8mm	40mm	26mm	\$32		
Wire Pull	Op-B3 (Black) OP-N3 (Nickel)	10mm	153mm	30mm	\$32		
Button Pull	Op-B4 (Black) OP-N4 (S Steel)	15mm	31mm	28mm	\$32		
Button Pull - Antique	Op-A4 (Antique)	15mm	31mm	28mm	\$32		
Crescent Pull	Op-B5 (Black) OP-N5 (Nickel)	22mm	100mm	24mm	\$32		
Traditional Pull Antique	Op-A6 (Antique)	14mm	147mm	48mm	\$32		
Arch Pull	OP-N7 (S Steel)	22mm	100mm	24mm	\$32		
CARTONING:							
Corner guarded (cardboard on top & sides)	Corner guard (per box)				\$74		
Bubble Wrapped (2" thick)	Bubble Wrap				\$74		
Bubble Wrapped on Pallet	Bubble / Pallet				\$126		

Sizes are nominal.

9200 Series

Veneer

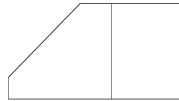
Our Hand Selected Veneers Set the Veneer Standard for Excellence Expected by the Discerning Customer.



Radius



Fluted



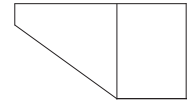
Bevel



Tri-Oval

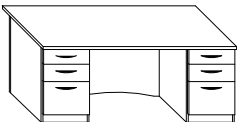
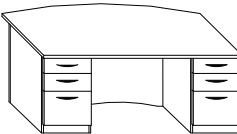
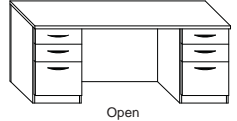
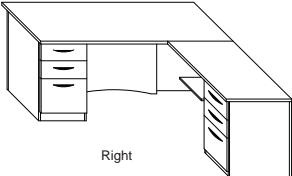
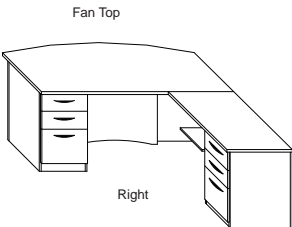
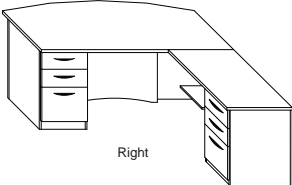


Step Chamfer



Knife

With Floating Top
or
Reveal

		Depth	Width	Height	List	Weight	Cube	
Desks - Double Pedestal/ Single Pedestal/ Fan Desk (DP / FDP / SP)  	Model Number							
	92-DP-3060 w/2 locks	30	60	29	\$1,794	285	36	
	92-DP-3066 w/2 locks	30	66	29	\$1,902	290	40	
	92-DP-3672 w/2 locks	36	72	29	\$2,164	310	51	
	92-SP-2448 w/1 lock	24	48	29	\$1,196	145	24	
	Floating top option available, See options.							
	\$264 List to add 6" increments (\$122 List cut downs)							
	92-FDP-3666 w/2 locks	36	66	29	\$2,486	320	51	
	92-FDP-4272 w/2 locks	42	72	29	\$2,684	345	59	
	Floating top option available, See options.							
\$350 List to add 6" increments (\$210 List cut downs)								
Credenzas (C-Open / C-Cab) 								
	92-C-2060-Cab	20	60	29	\$1,794	233	25	
	92-C-2060-Open	20	60	29	\$1,794	215	25	
	92-C-2066-Cab	20	66	29	\$1,920	239	27	
	92-C-2066-Open	20	66	29	\$1,920	221	27	
	92-C-2072-Cab	20	72	29	\$2,164	245	30	
	92-C-2072-Open	20	72	29	\$2,164	227	30	
	Floating top option available, See options.							
	24" Credenza depth add \$264 List							
	\$264 List to add 6" increments (\$122 List cut downs)							
Desks with Return (DR)  <p>Right</p>  <p>Fan Top</p>  <p>Right</p> <p>Fan Top Shown</p>								
	92-DR-3060-2042	72	60	29	\$2,764	305	54	
	• 92-Dsp-3060 w/1 lock	30	60	29	\$1,724	210	36	
	• 92-Ret-2042	20	42	29	\$1,040	95	18	
	92-DR-3066-2447	77	66	29	\$3,092	335	63	
	• 92-Dsp-3066 w/1 lock	30	66	29	\$1,790	215	40	
	• 92-Ret-2447	24	47	29	\$1,302	120	23	
	92-DR-3672-2047	83	72	29	\$3,396	350	69	
	• 92-Dsp-3672 w/1 lock	36	72	29	\$2,094	250	51	
	• 92-Ret-2047	20	47	29	\$1,302	100	18	
	92-DR-3672-2447	83	72	29	\$3,396	370	74	
	• 92-Dsp-3672 w/1 lock	36	72	29	\$2,094	250	51	
	• 92-Ret-2447	24	47	29	\$1,302	120	23	
	Fan & P-Top Available (See Components)							
	Floating top option available, See options.							
\$264 List to add 6" increments (\$122 List cut downs)								

Sizes are nominal.

9200 Series

Our Hand Selected Veneers Set the Veneer Standard for Excellence Expected by the Discerning Customer.

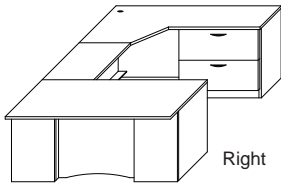
		Depth	Width	Height	List	Weight	Cube	
Reception Unit & Riser (Recep / Riser)		Model Number						
		92-Recep-3072-2447	77	72	43	\$5,246	530	96
		• 92-Recep-3072 w/1 lock	30	72	43	\$3,770	380	62
		• 92-Recep-Ret-2447	24	47	43	\$1,476	150	34
		\$298 List to add 6" increments (\$210 List cut downs)						
		\$176 List to add 6" increments (\$122 List cut downs)						
		92-H-4846	14	46	48	\$1,320	140	24
		92-H-4858	14	58	48	\$1,320	150	28
		92-H-4864	14	64	48	\$1,436	155	30
		92-H-4870	14	70	48	\$1,436	160	33
		92-H-4246	14	46	43	\$1,112	120	20
		92-H-4258	14	58	43	\$1,112	130	25
		92-H-4264	14	64	43	\$1,226	135	27
		92-H-4270	14	70	43	\$1,226	140	30
		92-TH-4270 w/handles (B1)	14	70	43	\$2,042	180	33
		92-H-4834-2L For 2-D Lateral	14	34	48	\$560	75	15
		82-H-48-Filler (Fills space between hutches)	1	4	48	\$176	3	1
		82-H-42-Filler	1	4	43	\$176	3	1
		OP-H-Organizer-Shelf (specify hutch size)	10	45-64	4	\$168	20	2
		OP-H-Organizer-Stack	10	12	12	\$168	4	1
		OP-H-Task Light	1.75	16.75	1.5	\$98	2	1
Work Tables (WT)		Wood doors standard See options for door types						
		\$210 List cut downs (not available on corner hutch)						
		92-WT-2036	20	36	29	\$602	70	15
		92-WT-2042	20	42	29	\$676	90	18
		92-WT-2048	20	48	29	\$774	105	20
		92-WT-2060	20	60	29	\$822	110	25
		92-WT-2072	20	72	29	\$982	125	30
		92-WT-2448	24	48	29	\$686	120	24
		92-WT-3048	30	48	29	\$798	140	29
		92-WT-3060	30	60	29	\$982	150	36
		92-WT-3672	36	72	29	\$1,258	170	51
		Floating top option available. See options.						
		\$264 List to add 6" increments (\$122 List cut downs)						
		92-LF-2038-2D	20	38	29	\$1,282	185	16
		92-LF-2072-4D	20	72	29	\$2,052	345	30
		Locks Standard						
		Floating top option available. See options.						
Lateral Files (LF)		92-OT-2424						
		92-OT-2442						
		\$176 List to add 6" increments (\$122 List cut downs)						

Sizes are nominal.

9200 Series

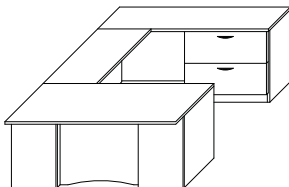
Our Hand Selected Veneers Set the Veneer Standard for Excellence Expected by the Discerning Customer.

Computer U-Shape Desk (CU)



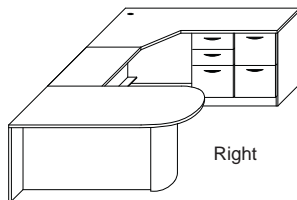
92-CU-3672-2036-3672

U-Shape Desk (NCU)



Right

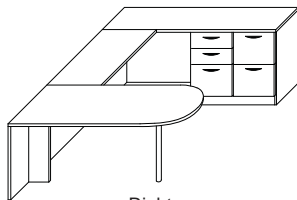
Bullet Computer U-Shape Desk (BCU)



Right

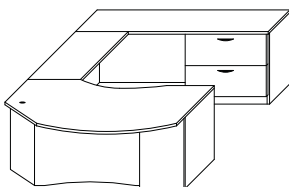
Cylinder Mod Option Shown

Bullet U-Shape Desk (BNCU)



Right

Contour Fan U-Shape Desk (CFU)



Right

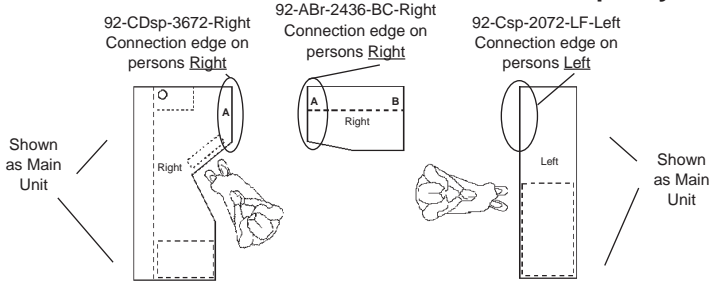
Model Number	Depth	Width	Height	List	Weight	Cube
92-CU-3066-2036-3666	102	66	29	\$4,990	480	102
• 92-Dsp-3066 w/1 lock	30	66	29	\$1,790	225	40
• 92-BR-2036	20	36	29	\$760	40	15
• 92-CCCsp-3666	36	66	29	\$2,440	215	47
92-CU-3672-2036-3672	108	72	29	\$5,250	540	117
• 92-Dsp-3672 w/1 lock	36	72	29	\$2,094	235	51
• 92-BR-2036	20	36	29	\$760	40	15
• 92-CCCsp-3672-LF w/1 lock	36	72	29	\$2,396	265	51
w/handles (B1)						
Floating top option available, See options.						
See Components for cut downs						
92-NCU-3672-2447-2072	103	72	29	\$5,162	510	104
• 92-Dsp-3672 w/1 lock	36	72	29	\$2,094	235	51
• 92-BR-2447	24	47	29	\$936	60	23
• 92-Csp-2072-LF w/1 lock	20	72	29	\$2,132	215	30
w/handles (B1)						
Fan & P-Top Available (See Components)						
Floating top option available, See options.						
See Components for cut downs						
92-BCU-3672-2036-3672	108	72	29	\$5,396	455	117
• 92-B-3672	36	72	29	\$2,180	150	51
• 92-BR-2036	20	36	29	\$760	40	15
• 92-CCCsp-3672-5DR	36	72	29	\$2,456	265	51
w/handles (B1)						
92-BCU-3684-2036-3672	108	84	29	\$5,514	470	125
• 92-B-3684	36	84	29	\$2,298	165	59
• 92-BR-2036	20	36	29	\$760	40	15
• 92-CCCsp-3672-5DR	36	72	29	\$2,456	265	51
w/handles (B1)						
Cylinder MOD Optional						
See Components for cut downs Floating top option available, See options.						
92-BNCU-3672-2447-2072	103	72	29	\$5,258	425	104
• 92-B-3672	36	72	29	\$2,180	150	51
• 92-BR-2447	24	47	29	\$936	60	23
• 92-Csp-2072-5DR w/handles (B1)	20	72	29	\$2,142	215	30
Cylinder MOD Optional						
(See Options Group 1)						
Fan & P-Top Available (See Components)						
Floating top option available, See options.						
See Components for cut downs						
92-CFU-4884-2447-2084	116	84	29	\$6,744	580	135
• 92-CFDsp-4884 w/1 lock	48	84	29	\$3,508	295	78
• 92-BR-2447	24	48	29	\$936	60	23
• 92-Csp-2084-LF w/1 lock	20	84	29	\$2,300	225	34
w/handles (B1)						
Cylinder MOD Optional						
(See Options Group 1)						
See Components for cut downs						
Floating top option available, See options.						

Sizes are nominal.

9200 Series

Our Hand Selected Veneers Set the Veneer Standard for Excellence Expected by the Discerning Customer.

How to Specify Left or Right Components



“Right” = Connects to Right side of main desk.

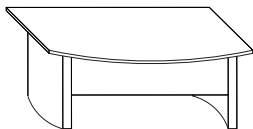
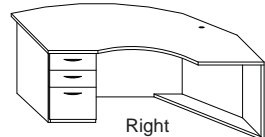
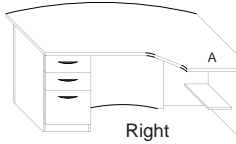
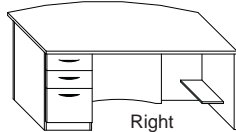
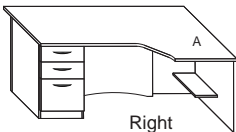
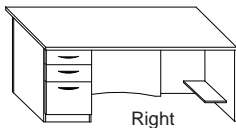
“Left” = Connects to Left side of main desk.

“A” = 20” Width

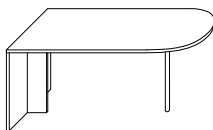
“B” = 24” Width

Components

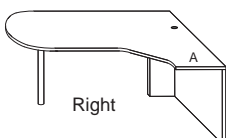
Desk



Bullet



Computer Bullet

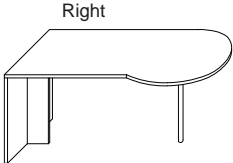
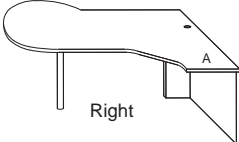
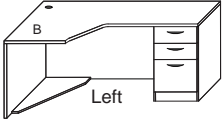
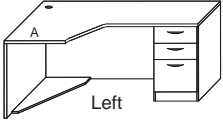
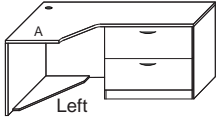
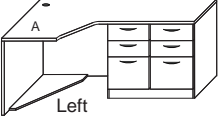
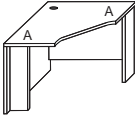
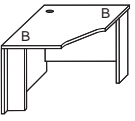


Model Number	Depth	Width	Height	List	Weight	Cube
92-Dsp-3060 w/1 lock	30	60	29	\$1,724	210	36
92-Dsp-3066 w/1 lock	30	66	29	\$1,790	215	40
92-Dsp-3672 w/1 lock	36	72	29	\$2,094	250	51
Floating top option available, See options. \$264 List to add 6" increments (\$122 List cut downs)						
92-CDsp-4272 w/1 lock	42	72	29	\$2,442	225	51
Floating top option available, See options.						
92-FDsp-3666 w/1 lock	36	66	29	\$2,368	260	51
92-FDsp-4272 w/1 lock	42	72	29	\$2,616	270	59
Floating top option available, See options. \$350 List to add 6" increments (\$210 List cut downs)						
92-FCDsp-4872 w/1 lock	48	72	29	\$2,904	265	59
Floating top option available, See options.						
92-CFDsp-4884 w/1 lock	48	84	29	\$3,508	295	78
Floating top option available, See options.						
92-FTD-4272	42	72	29	\$3,280	210	59
Floating top option available, See options. \$350 List to add 6" increments (\$210 List cut downs)						
92-B-3672	36	72	29	\$2,180	140	51
92-B-3684	36	84	29	\$2,298	155	59
Cylinder MOD Optional (See Options Group 1) Floating top option available, See options. \$350 List to add 6" increments (\$210 List cut downs)						
92-CB-4272	42	72	29	\$2,470	135	51
92-CB-4284	42	84	29	\$2,588	145	59
Cylinder MOD Optional (See Options Group 1) Floating top option available, See options.						

Sizes are nominal.

9200 Series

Our Hand Selected Veneers Set the Veneer Standard for Excellence Expected by the Discerning Customer.

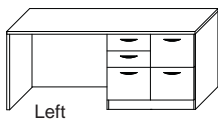
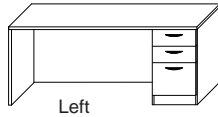
		Model Number	Depth	Width	Height	List	Weight	Cube	
P-Top 	Right	92-P-4272	42	72	29	\$2,180	190	59	
		Cylinder MOD Optional (See Options Group 1)							
		Floating top option available, See options. \$350 List to add 6" increments (\$210 List cut downs)							
Computer P-Top 	Right	92-CP-4872	48	72	29	\$2,690	170	67	
		Cylinder MOD Optional (See Options Group 1)							
		Floating top option available, See options.							
Computer Credenza & Corner      		92-CCDsp-3672	36	72	29	\$2,442	225	51	
			92-CCCsp-3666	36	66	29	\$2,440	215	47
			92-CCCsp-3672	36	72	29	\$2,440	225	51
			92-CCCsp-3672-LF w/1 lock w/handles (B1)	36	72	29	\$2,396	265	51
			92-CCCsp-3672-5DR w/handles (B1)	36	72	29	\$2,456	270	51
			Floating top option available, See options. \$350 List to add 6" increments (\$210 List cut downs)						
		92-CC-3636-20	36	36	29	\$1,042	135	26	
		92-CC-4242-20	42	42	29	\$1,202	175	35	
		92-CC-3636-24	36	36	29	\$1,042	135	26	
		92-CC-4242-24	42	42	29	\$1,202	175	35	
		Floating top option available, See options. \$264 List to add 6" increments (\$122 List cut downs)							

Sizes are nominal.

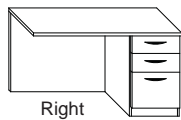
9200 Series

Our Hand Selected Veneers Set the Veneer Standard for Excellence Expected by the Discerning Customer.

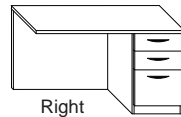
Credenza




Return-20" W/BBF Pedestal



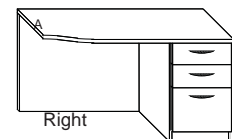
Return-24" W/BBF Pedestal



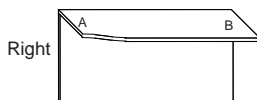
Rectangular Bridge



Angled Return-24" W/BBF Pedestal



Angled Bridge-24"



Model Number	Depth	Width	Height	List	Weight	Cube
92-Csp-2060	20	60	29	\$1,724	175	25
92-Csp-2072	20	72	29	\$2,094	195	30
92-Csp-2060-LF w/1 lock w/handles (B1)	20	60	29	\$2,132	205	25
92-Csp-2072-LF w/1 lock w/handles (B1)	20	72	29	\$2,132	215	30
92-Csp-2084-LF w/1 lock w/handles (B1)	20	84	29	\$2,300	235	34
92-Csp-2072-5DR w/handles (B1) 24" Credenza depth add \$264 List \$264 List to add 6" increments (\$122 List cut downs) Floating top option available, See options.	20	72	29	\$2,142	215	30
92-Ret-2036	20	36	29	\$920	75	15
92-Ret-2042	20	42	29	\$1,040	85	18
92-Ret-2047	20	47	29	\$1,302	95	20
Floating top option available, See options. \$264 List to add 6" increments (\$122 List cut downs)						
92-Ret-2436	24	36	29	\$1,132	100	18
92-Ret-2442	24	42	29	\$1,218	110	21
92-Ret-2447	24	47	29	\$1,302	120	23
Floating top option available, See options. \$264 List to add 6" increments (\$122 List cut downs)						
92-BR-2036	20	36	29	\$760	40	15
92-BR-2442	24	42	29	\$898	50	21
92-BR-2447	24	47	29	\$936	60	23
Floating top option available, See options. \$264 List to add 6" increments (\$122 List cut downs)						
92-ARet-2436	24	36	29	\$1,278	100	18
92-ARet-2447	24	47	29	\$1,444	115	23
Floating top option available, See options. \$264 List to add 6" increments (\$176 List cut downs)						
92-ABr-2436	24	36	29	\$916	45	18
92-ABr-2447	24	47	29	\$1,050	60	23
Floating top option available, See options. \$264 List to add 6" increments (\$176 List cut downs)						

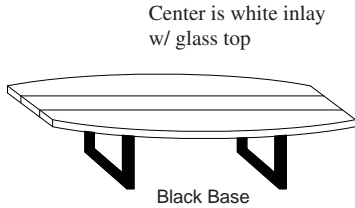
Sizes are nominal.

9200 Series

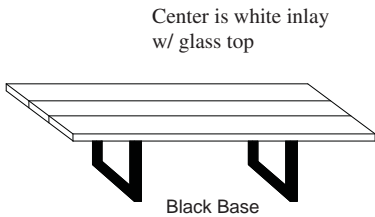
Our Hand Selected Veneers Set the Veneer Standard for Excellence Expected by the Discerning Customer.



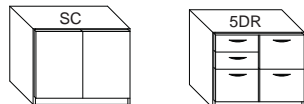
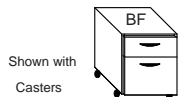
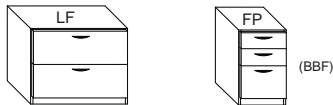
Boat Shape Conference Table (BOAT)



Rectangle Conference Table (REC)



Stand Alone Pedestal (PED)



Model Number	Depth	Width	Height		Weight	Cube
92-4272-BOAT	42	72	29	\$2,342	150	22
• 92-4272-Boat-TOP	42	72	1.2	\$1,694	100	6
• 31-4272-BASE	24	31	29	\$648	50	16
92-5496-BOAT	54	96	29	\$2,878	215	37
• 92-5496-Boat-TOP	54	96	1.2	\$2,124	160	10
• 31-5496-BASE	30	55	29	\$754	55	33
92-54120-BOAT	54	120	29	\$3,754	265	51
• 92-54120-Boat-TOP	54	120	1.2	\$2,820	190	12
• 31-54120-BASE	30	81	29	\$934	75	48
92-54144-BOAT	54	144	29	\$5,260	332	66
• 92-54144-Boat-TOP	54	144	1.2	\$3,946	232	14
• 31-54144-BASE	24	108	29	\$1,314	100	64
Top 2-Piece Base 2-Piece						
\$526 List to add 12" increments (\$210 List cut downs) add 50% for 60" wide						
92-4272-REC	42	72	29	\$2,342	150	22
• 92-4272-Rec-TOP	42	72	1.2	\$1,694	110	6
• 31-4272-BASE	24	31	29	\$649	50	16
92-5496-REC	54	96	29	\$2,878	225	37
• 92-5496-Rec-TOP	54	96	1.2	\$2,124	170	10
• 31-5496-BASE	30	55	29	\$754	55	33
92-54120-REC	54	120	29	\$3,754	275	51
• 92-54120-Rec-TOP	54	120	1.2	\$2,820	200	12
• 31-54120-BASE	30	81	29	\$934	75	48
92-54144-REC	54	144	29	\$5,260	342	66
• 92-54144-Rec-TOP	54	144	1.2	\$3,946	242	14
• 31-54144-BASE	30	108	29	\$1,314	100	64
Top 2-Piece Base 2-Piece						
\$526 List to add 12" increments (\$210 List cut downs) add 50% for 60" wide						
82-PED-2017-FP-SA	19	17	27	\$666	45	7
w/handles (B1)						
Specify - Box/Box/File or File/File						
82-PED-2036-LF-SA	19	36	27	\$1,170	65	14
w/handles (B1)						
82-PED-2017-BF-SA	19	17	18	\$588	45	7
w/handles (B1)						
82-PED-2033-5DR-SA	19	33	27	\$1,284	70	13
w/handles (B1)						
82-PED-2036-SC-SA	19	36	27	\$1,170	65	14
Note - Ped tops are finished w/out work surface						
Finished Top				\$212		
Note - Peds have unfinished backs						
Finished Back (add 3/4 to depth)				\$86		
See hardware for casters						
Adding casters will only effect height of BF						

Sizes are nominal.